



DUTCH DOORS

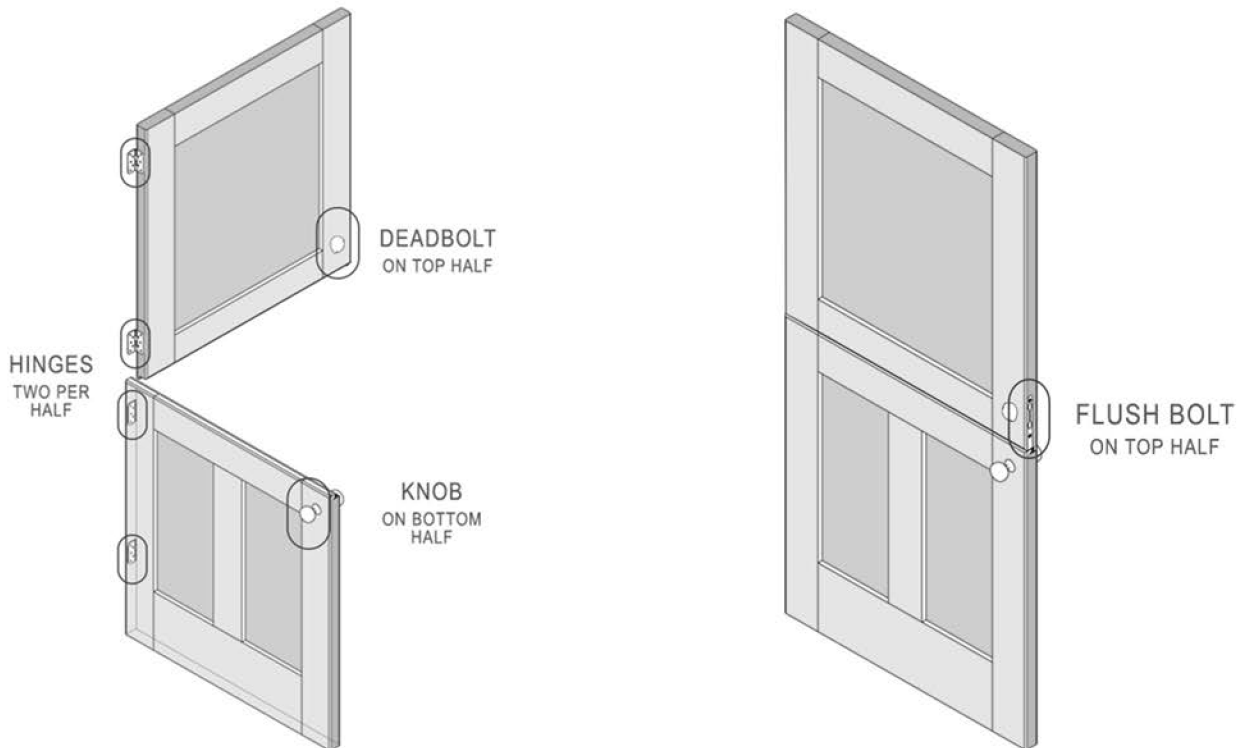
PRODUCT BRIEF



US Door & More is proud to offer an expansive list of Dutch Doors for your consideration. The Dutch Door style is defined by the ability to operate the top half of the door **independently** of the lower half, creating large openings in entryways without having to open the door entirely. With our own machining processes, **nearly any** custom mahogany wood door can be made into a Dutch Door.

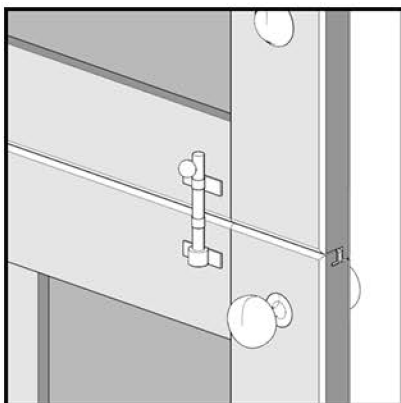
What is a Dutch Door?

A Dutch Door could be considered two doors, both half height, stacked on top of one another. Both door halves receive **two hinges each**, and **both are prepped with bores**. The top half of the door is able to be operated independently of the lower half, allowing for airflow or viewing through the entryway. The **top half is also fitted with a flush bolt or a surface bolt** that secures the lower half. When this bolt is deployed, the door functions as a standard slab and the halves cannot be separated.

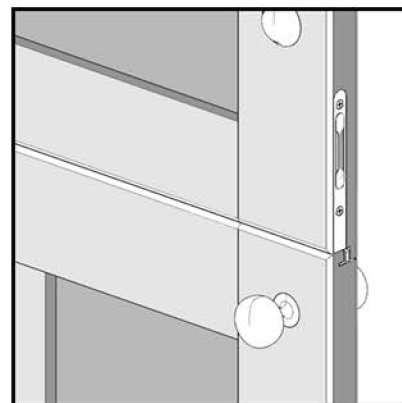


What's the point of a Dutch Door?

The unique construction of the Dutch Door allows you open the top half of the entryway to **bring in light and wind from outside**. This ventilates and opens the connected space. Because the Dutch Door is only "half open", the bottom part of the door will **keep bugs out and keep pets or children inside**. Dutch Doors are wonderful for mudrooms or back doors, connecting the indoors to your backyard porch.



Surface Bolt

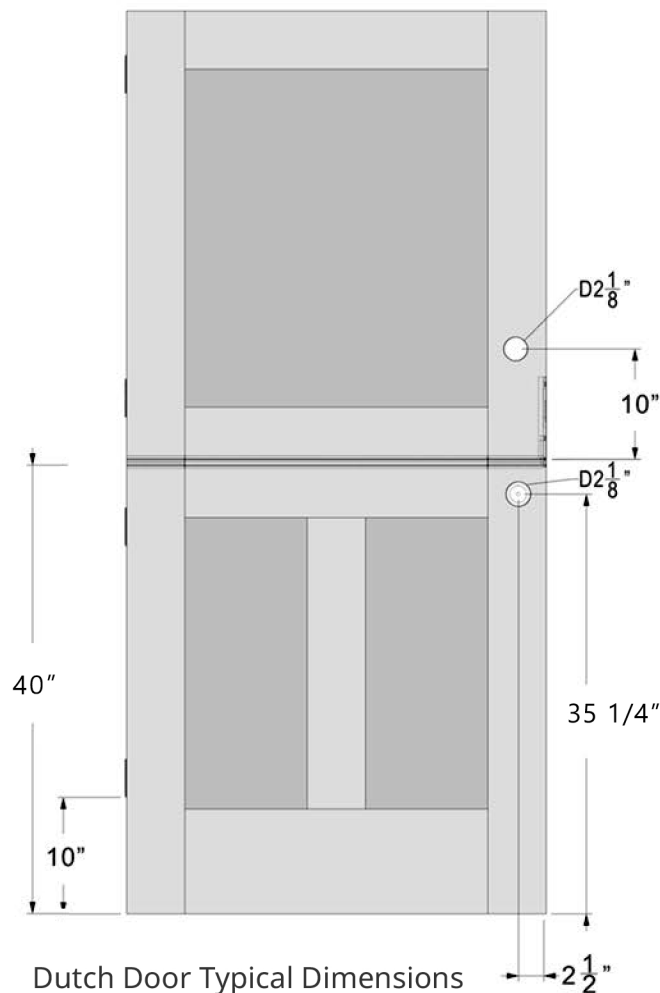
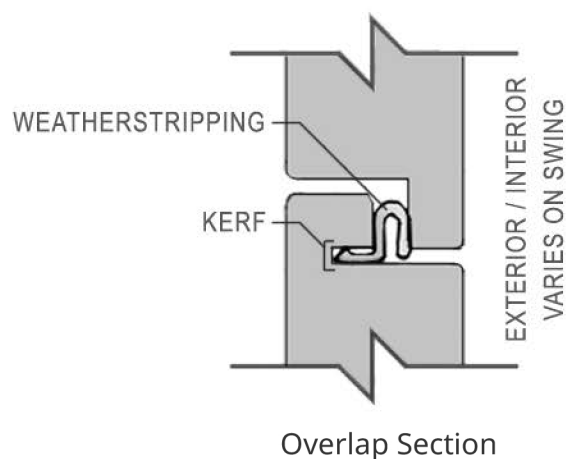


Flush Bolt

Dutch Door Seam

Sharp corners are filleted around the seam and the door edges. The top half of the door **closes against weatherstripping** inserted into a kerf on the lower half. No astragal is needed. This configuration is **used for both inswing and outswing**. The top half of the door will **always swing the same as the door**, and share the same range of motion.

As a Dutch door gets taller, the top half of the door will **stretch** while the bottom half remains generally the same. The lock set will typically be **36" from the bottom**.



Dutch Door Handing

