

AWARD-WINNING, PATENTED FIBERCRAFT DOORS

Awards, Patents, and Recognition

GlassCraft has 18 patents covering our fiberglass composite doors, frames, inserts, wrought iron, GBG grilles, and finishes. GlassCraft uses a unique technology process that authentically reproduces the natural wood grain into a fiberglass door skin. This produces the most authentic fiberglass door skin that “looks so good, you’ll think it’s wood®”.

The unique processes used to create these doors have won several industry and governmental awards, including the 2012 Window and Door Industry’s Crystal Achievement Award for Most Innovative Door, the 2014 Texas Environmental Excellence Award by the State of Texas, the 2014 National Manufacturers Award for Sustainability, and the 2014 and 2015 Window and Door Industry’s Crystal Achievement Award for Unique Innovation and Most Unique Door Component respectively.



Why Choose a GlassCraft Composite Door

The primary reason is appearance. GlassCraft’s composite doors look like real wood. No other fiberglass composite door has a more distinguished detail, a more refined tactile surface, or simply a more carefully crafted appearance than GlassCraft’s Artisan and Estate finished fiberglass doors. Plus it is an environmentally friendly product and offers many options for customization according to customer requirements.

The Benefits of GlassCraft’s FiberCraft Doors

- Authentic and Realistic wood grains
- Patented CFC-Free “green” polyurethane BioFoam™ core
- Patented Award-Winning Low VOC and HAP-free finishing process
- Patented Artisan door distressing process
- Patented real handmade external wrought iron grille options
- Patented GBG grille options
- High resistance to extreme temperature fluctuations
- Doors and sidelite frames will not rot, warp, split or crack
- Full-size doors for replacement in your current home
- Limited lifetime warranty for Premium Series
- Impact tested and approved entry configurations
- Energy Star® qualified for a variety of door configurations
- Composite pre-hung entry options with transoms and sidelites
- Rustic door options with speakeasies, straps and clavos
- Solid reinforced stiles from top to bottom eliminating thermal deflection for Premium Series doors

The FIBERCRAFT PRO SERIES AND PREMIUM SERIES

Two Series of FiberCraft Doors to Choose From


Available are 2 different FiberCraft Door Series: the PRO-SERIES and the PREMIUM-SERIES. The FiberCraft Pro Series includes a 5-year warranty on both the door and the finish performance. This door features a high-definition Cherry wood grain on both 6'8" and 8'0" tall doors with a rot-free composite bottom rail, and lock-blocks on both door edges. The Pro Series is available with Cherry Estate wood finish options. The Pro Series cherry doors look virtually identical to the Premium Series cherry wood grained doors, but at a lower price.

FiberCraft Premium Series DOORS are the strongest, best-built doors available, and they include **a lifetime warranty on the door slab, and a 5-year warranty on the door finish.** They are constructed with full length, full width door stiles built into BOTH long side edges of the door to virtually eliminate thermal warping and

BENEFITS	GlassCraft Premium Series	GlassCraft Pro Series	Other Door Brands
High-Definition wood grains	✓	✓	?
Plant-based 3 lb. density urethane bio-foam	✓	no	no
Standard 2-pound density urethane foam	not needed	✓	✓
Water-blown foam	✓	✓	?
Reinforced Stiles on both door edges	✓	no	no
Lock blocks on both door sides	not needed	✓	no
Composite rails to eliminate moisture	top and bottom	bottom only	no
Solvent-free finishing system	✓	✓	no
Very low VOC finishing process	✓	✓	no
No HAPs emitted in finishing	✓	✓	no
Low toxicity MDI used in production	✓	✓	no
No Styrenes in foam or finishing	✓	✓	no

deflection in cold weather. Plus this method adds significant strength to the door. These door stiles are produced using an LSL laminated Strand Lumber beam made from sustainable Aspen timber. Another green innovation that provides a strong, high-performance door. This Premium Series is available with all Estate and Artisan door finish colors and wood grains.

Visit www.glasscraft.com for warranty details.




Pro Series

- A** Bottom Rail is made from composite material and is rot-resistant and waterproof.
- B** Wood stiles with lock-blocks used on BOTH door edges for strong mounting of door hardware on either right or left side of door. Top rail is made of wood.
- C** The core of the door is filled with a 2-pound density urethane foam for good insulation performance.
- D** Award-winning Estate prefinish options provide the most authentic wood grains. These prefinish options utilize a water-based process that emits zero hazardous air pollutants.
- E** The fiberglass reinforced door skin exactly imitates highly detailed wood door grains for a high-definition wood appearance.

Premium Series

- A** Top and Bottom Rail utilizes 100% recycled composite content and is completely rot-resistant and waterproof.
- B** LSL Laminated Strand Lumber stiles used on BOTH door edges virtually eliminate the potential for warping, and provide a secure mounting for door hardware on either door edge.
- C** The core of the door is filled with patented BioFoam™, a unique insulating foam produced by utilizing plant-based oil sources. 3-pound foam is 50% more dense than Pro-Series.
- D** Award-winning Estate & Artisan prefinish options provide the most authentic wood grains. These prefinish options utilize a water-based process that emits zero hazardous air pollutants.
- E** Both door edges are constructed using hard-rock maple for screw holding strength and beauty.
- F** The fiberglass reinforced door skin exactly imitates highly detailed wood door grains for a high-definition wood appearance.



GlassCraft FiberCraft Premium and Pro doors are constructed to industry standard heights of **79-1/4" or 95-1/4"**. Full Book heights are available for some styles at an extra custom charge.

THE DIFFERENCE IS IN THE FINISHING: ESTATE & ARTISAN

Award Winning Premium Composite Looks so good, you'll think it's wood®

GlassCraft's Estate and Artisan Finish Collection features the most authentic wood grains and wood appearance unlike any other fiberglass doors in the market. Estate is available in 3 wood grains while the Artisan is offered in 5 wood grains in Antique and Distressed options. Each finish features the beautiful details, warmth and color like that of real wood even up close.

GlassCraft Door Co. has developed an exclusive patented finishing system that applies multiple layers of beautifully colored stains and protective crystal clear UV finish coats while making the process environmentally friendly. Each coat is steeped with ultraviolet UV-inhibitors and enhanced by additional technology to keep your door looking beautiful. This system produces a finish that is unmatched by any other fiberglass door.

GlassCraft Door Company's Estate & Artisan Finishing Process was awarded the Texas Environmental Excellence Award in 2014. In addition, these composite doors won the Window & Door 2014 Crystal Achievement Award for Unique Innovation and the 2014 National Manufacturing Leadership Award for Sustainability.

GlassCraft's factory finish includes a 5-year finish warranty. Visit www.glasscraft.com for details.

Environmentally Excellent prefinishing options with 5-Year Finish Warranty



Door image shown: Artisan Collection® 3/4 Lite V-grooved
7 Lite SDL with Antique Cherry wood grain and Pecan finish.


Please note: The photos on the opposite page and throughout this catalog offer an indication of the final appearance, but due to variations in the texture, grain, and color of the fiberglass finish, the actual appearance will vary.

THE ESTATE FINISH COLLECTION




Estate Collection® Finish Options

The Estate Collection® Factory Finish options are available on both the Pro-Series and Premium-Series, and maximize the beauty and richness of our real Mahogany, Knotty Alder, and Cherry woodgrains by utilizing a long-lasting, multi-layered and multi-colored UV Finish process. This 10-step finish process combines multiple coats of stains and a clear Ultra Violet UV topcoat with ultraviolet inhibitors to preserve the beautiful appearance of your door. This process provides natural and authentic wood grain and color finish on a fiberglass door that has been designed to last.




Estate Cherry



Estate Mahogany

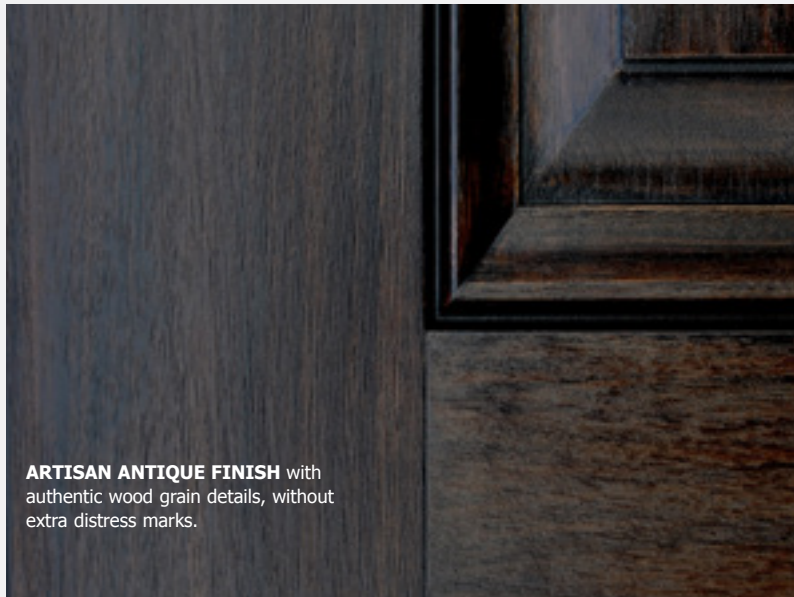


Estate Knotty Alder



ARTISAN ANTIQUE FINISH COLLECTION

Artisan Collection® **Antique** Finishes




The Artisan Antique Finish options feature specially formulated antique patina with depth and richness of color, enhanced with beautiful wood grain patterns.


GlassCraft's patented finish process enhances the stains with long-lasting, multi-layered, and multi-colored UV Finish. This 12-step finish process combines multiple coats of stains and clear UV topcoats with ultraviolet inhibitors to preserve the beautiful appearance of the door.

Available on Premium-Series doors in five wood grains : Antique Reclaimed Mahogany, Antique Craftsman Mahogany, Antique Pacific Knotty Alder, Antique Collection Antique Cherry, and Antique Black Walnut.

Artisan Antique - RECLAIMED MAHOGANY



Artisan Antique - CRAFTSMAN MAHOGANY






ARTISAN ANTIQUE FINISH COLLECTION


“Looks so good, you’ll think it’s wood.”

Enjoy all the charm and character of real wood doors without the maintenance. With GlassCraft’s award-winning finish system, the Artisan Antique Collection of finishes are not only beautiful, but also long-lasting, with the most authentic wood grains that look like real wood.


Artisan Antique - PACIFIC KNOTTY ALDER



Artisan Antique - ANTIQUE CHERRY



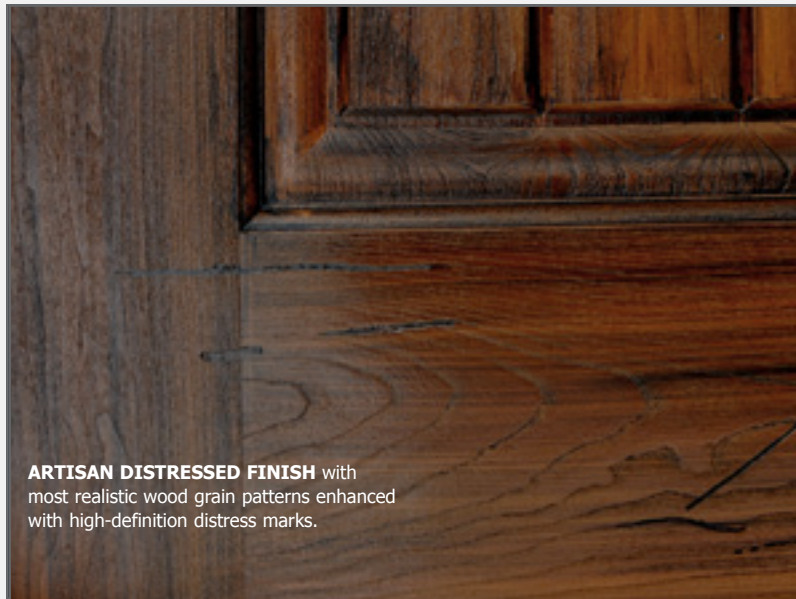
Artisan Antique - AMERICAN BLACK WALNUT



Please note: The photos on this spread and throughout this catalog offer an indication of the final appearance, but due to variations in the texture, grain, and color of the fiberglass finish, the actual appearance will vary.

ARTISAN DISTRESSED FINISH COLLECTION

Artisan Collection® Distressed Finishes




ARTISAN DISTRESSED FINISH with most realistic wood grain patterns enhanced with high-definition distress marks.

The Artisan Distressed Finish options feature specially formulated rustic patina with depth and richness of color, enhanced with high-definition distressed marks and wood grain patterns.


Available on Premium-Series doors in five wood grains: Distressed Reclaimed Mahogany, Distressed Craftsman Mahogany, Distressed Pacific Knotty Alder, Distressed Collection Antique Cherry, and Distressed Black Walnut.

Please note: The photos on this spread and throughout this catalog offer an indication of the final appearance, but due to variations in the texture, grain, and color of the fiberglass finish, the actual appearance will vary.

Artisan Distressed - RECLAIMED MAHOGANY



Artisan Distressed - CRAFTSMAN MAHOGANY





ARTISAN DISTRESSED FINISH COLLECTION




“Looks so good, you’ll think it’s wood.”

Enjoy the most beautiful composite doors in the market with the look and feel of real wood. The difference is in the details. With the high-definition distressed marks and the most authentic wood grain patterns, no other composite door can compare.


Artisan Distressed - PACIFIC KNOTTY ALDER



Artisan Distressed - ANTIQUE CHERRY



Artisan Distressed - AMERICAN BLACK WALNUT



DECORATIVE IRON CLAVOS

Hand-cast Decorative Clavos



Use these decorative “clavos” or door nails for installation onto the face of the door to give it a rustic or antique look. Clavos can be mounted on the interior or exterior or both sides of a door, and they may be used with or without the door straps shown on page 11. These are hand-cast and handmade and therefore vary slightly.



2 Panel Arch V-grooved door shown here with 1-1/2" Square Clavos and Star Speakeasy in Antique Black. GlassCraft's clavos may be combined with straps for a variety of design options.



1 1/2" Square

CLS15BL Antique Black



1 1/8" Square

CLS1BL Antique Black



1 1/2" Round

CLR15BL Antique Black



1 1/8" Round

CLR1BL Antique Black



1 1/2" Square

CLSB15BL Antique Black



1 1/2" Square

CLSD15BL Antique Black



2" Star

CLST2BL Antique Black



1 1/2" Flower

CLF15BL Antique Black



1 1/2" Round

CLRD15BL Antique Black



1 3/4" Triangle

CLT175BL Antique Black

DECORATIVE IRON DOOR STRAPS

Wrought Iron Straps Series

- 

HS3 Antique Black

28" Williamsburg Hinge Strap
- 

HS4 Antique Black


28" Canterbury Hinge Strap
- 


HS1 Antique Black


28" Madrid Hinge Strap
- 


HS2 Antique Black


28" Florentine Hinge Strap


- 

A
- 

B
- 

C
- 

D
- 

E
- 

F
- A 6" L Strap - **CS1** Antique Black (use for top or bottom rail on R or L side of door)

B 6" L Strap - **CS4** Antique Black (use for top or bottom rail on R or L side of door)

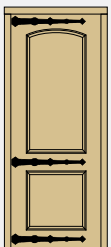
C 6" Arched Strap - **CS2** Antique Black (use on the top cross rail of 2 panel door)

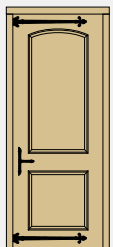
D 6" Arched L Strap - **CS5** Antique Black (use on the top cross rail of 2 panel door)

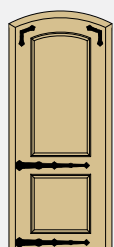
E 12" T Strap - **CS6** Antique Black (use on a door mid rail)

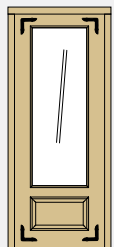
F 12" T Strap - **CS3** Antique Black (use on a door mid rail)

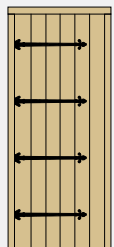
Sample Combinations of Straps

- 

3 Door Straps
Fits 2-panel and plank doors.
- 

2 Door Straps + 1 T Strap
Fits 2-panel or plank doors. (Latch mounts opposite T-Strap)
- 

2 Door Straps + 2 Arched Corner Straps
For 2-panel arch top or plank arch top doors.
- 

4 Corner L Straps
For use on all square top doors.
- 

4 Door Straps
For plank doors only.

STRAPS FOR PLANK DOORS



York Hinge Strap - **HS22** Antique Black
28" wide x 12" tall



Coventry Hinge Strap - **HS23** Antique Black
28" wide x 14" tall



Litchfield Hinge Strap - **HS20** Antique Black
28" wide x 14" tall




Salisbury Hinge Strap - **HS21** Antique Black
30" wide x 22" tall

AESTHETICS, SECURITY, SUSTAINABILITY

Solid and Strong PLUGLESS FRAMES

The Door Lite Frame is the molding that holds the glass in the door. GlassCraft's door lite frames are produced using an extruded solid WPC wood-polymer-composite material and are solid (not hollow) for super strength. These frames do not use external fasteners that require frame plugs to hide the screws, but rather incorporate a multi-patented clip system that does not require external screws or frame plugs. And this unique frame system allows for the replacement of your door glass should it be damaged or broken. No need to replace the entire door as with other "plugless" frame systems. Plus they are impervious to moisture, and resist damage due to rot and mildew. Strong and secure, these frames are also tested and approved for our Impact-Rated doors and entryways.



Door moulding shown at left above does not use unsightly screws to mount the frame on the door. Photo at right shows the patented design of the frame to create a strong and moisture-proof barrier.

Sustainability and Energy Efficiency

GlassCraft Door Company has taken its product innovation further by incorporating environmentally friendly materials and processes in the production of its fiberglass doors and frames. GlassCraft has been awarded multiple industry honors in recognition of its DuraFinish™ fiberglass finishing system and BioFoam™ premium core, both patented technologies that produce better doors in terms of appearance, performance and environmental benefits.

AWARD-WINNING INNOVATION:

- 1) The DuraFinish™ Fiberglass Finishing System — this patented technology involves the use of water-based finishing instead of solvent-based finishing. Benefits include 100% reduction in Hazardous Air Pollutants, very low VOC, improved air quality in the workspace, superior weatherability and authentic woodgrain appearance.
- 2) BioFoam™ Premium Foam Core — an alternative to polyurethane foam that contributes to green building efforts and reduced fossil fuel usage. BioFoam™ is a plant-based, formaldehyde-free, water-blown, rigid, closed-cell foam formulated by GlassCraft for use in its FiberCraft™ Premium Composite doors. This foam is a giant leap forward in regard to environmental and health benefits, while contributing to the superior performance of GlassCraft's fiberglass doors.

ENERGY SAVINGS with ENERGY STAR

FiberCraft composite doors are available with Energy Star Rated options which include solid doors, contemporary doors, speakeasy doors and Craftsman-style doors. U-Value ranges from 0.18 to 0.26 and an SHGC Value ranging from 0.01 to 0.10. These energy efficient doors can help save on energy consumption while providing your home with beautiful door options.

Visit www.glasscraft.com for more details.

PRE-HUNG OPTION & ADVANTAGES

PRE-HUNG ENTRYWAYS WITH CONTINUOUS SILL



PRE-HUNG OPTION

GlassCraft doors in this catalog can be ordered as pre-hung door units. Pictures and part numbers for pre-hung doors are shown under each door selection throughout this catalog.

All entryway configurations (except Impact rated units) available for FiberCraft doors include "continuous" one-piece sills. This means that the bottom sill or threshold is made from one continuous piece of threshold material which adds strength and prevents leaking under the entryway. This assembly design is especially important with configurations that include 1 or 2 sidelights. Other manufacturers may produce this entry configuration using a "boxed" construction method with separate sills for each sidelight.

GlassCraft uses a 1-piece sill construction method for reinforced strength and enhanced appearance.

PRE-HUNG COMPONENTS

Standard Pre-hung entryways include the following:

- 4-9/16" Jamb Legs
- Header
- Standard Sill
- Boots
- Hinges
- Weatherstrip
- T-Astragal (where applicable)
- Flush Bolt (where applicable)
- Mull Posts (where applicable)

Optional Pre-hung components at extra charge:

- 6-9/16" Jamb
- Brick Mold
- Endura Sill
- Door Sweep
- Door Bore
- Strikejamb Reinforcement
- Construction Doors

FIBERCRAFT PRE-HUNG DOOR OPTIONS

All-Composite Components

GlassCraft Premium Series and Pro Series Fiberglass Composite Doors in this catalog can be ordered as a pre-hung door unit. Configuration drawings and part numbers for pre-hung doors are listed under each door selection throughout this catalog. GlassCraft uses our exclusive all-composite material in all FiberCraft pre-hung entryways. This WPC (wood polymer composite) material resists decay and rot, is impervious to weather, and will not crack or split like wood jamb legs. All jamb legs, headers, brick mold and sills utilize composite materials and no wood parts are used in the pre-hung components.

Standard pre-hung units include 4-9/16 wide jamb legs, jamb header, adjustable threshold, weatherstripping, plus 3 ball-bearing hinges on 6'-8" tall doors and 4 ball-bearing hinges on 8'-0" tall doors. brick mold, plus T-astragal (for double doors), and mull post and flush bolts (where needed and applicable). Pre-hung unit options include door sweep, brick mold, 6-9/16 wide jamb, Endura or ADA sills, StrikeJamb reinforcement, and door boring for hardware.



Unfinished in tan color. Easily paintable and stainable composite jamb material.



Prefinished and shown with detailed wood grains. Composite jamb material will not rot, warp, split or crack.

Composite Transom Options


Transoms are available with Decorative Glass, GBG, Divided Lite, and Clear & Privacy glass options. Transoms are available in direct-set configurations only (no sash around the glass). Each transom is available in varying widths, depending upon the door or door and sidelite configuration below the transom. Transoms are made with GlassCraft composite jamb system and can be stained or painted.

Composite Door Frames with STRIKEJAMB™

All FiberCraft pre-hung doors are available with a steel-reinforcement StrikeJamb™ as an option. Pre-hung units include jamb legs, T-astragal (for double doors), standard sill, header, weatherstripping, and adjustable threshold, plus 3 ball-bearing hinges on 6'-8" tall doors and 4 ball-bearing hinges on 8'-0" tall doors.

The StrikeJamb™ reinforcement can be installed on the lock side jamb leg for safety and security. This plate reinforces the jamb leg, and allows the dead bolt and the handleset bolt to throw so that the bolts extend through the corresponding holes in the steel reinforcement plates. In addition, long mounting screws should be used with this StrikeJamb, these screws extending through the jamb leg, then through the steel plate, and finally into the wall studs.



Image at right shows the reinforcing plate from the back jamb leg side. This metal plate is hidden from view after installation.



PRE-HUNG OPTION & ADVANTAGES

Sill and Sill Color Options


All standard pre-hung exterior door units use adjustable composite sills that help prevent water penetration, rotting, warping, and discoloration. Our standard adjustable composite sill includes a peel-off protection film which protects the sill during the house construction, and is made from 100% composite and aluminum materials. The “adjustable” feature allows the top of the sill to be adjusted with a screwdriver to match the correct height required for the bottom of the door. Optionally, you may select the Endura® Brand adjustable composite threshold or an ADA threshold. The ADA threshold is approved for use with wheelchairs. ADA sills are 5” x 1/2” or 7” x 1/2”. The Endura Z-Series Sill System (for an extra charge) provides a walnut colored sill cap, the adjustable feature, and a hard plastic protective construction cover.



STANDARD SILL with Composite substrate that will not warp or rot. Available in both Bronze and Mill finish.

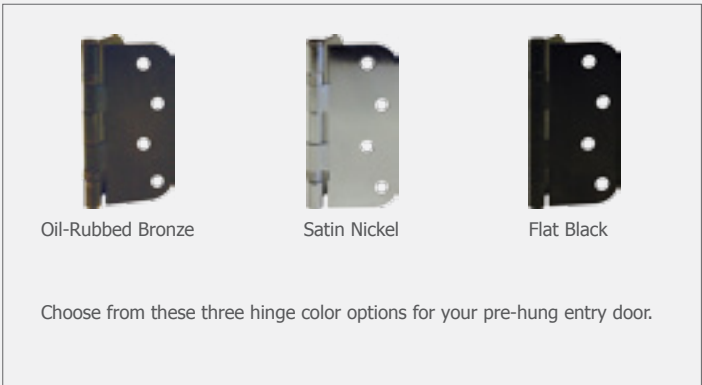


OPTIONAL ENDURA brand threshold is available in both Bronze and Mill Finish, and includes a removable hard protective construction cover.



OPTIONAL ADA threshold. Available in Bronze or Aluminum.

Hinge Color Options



All pre-hung 6'-8" tall units use three 4-inch ball-bearing hinges, while 8'-0" tall units use four hinges. Choose from the three hinge color options shown at left for your pre-hung entry door unit: Oil Rubbed Bronze, Satin Nickel or Flat Black.

PRE-HUNG IMPACT and WINDSTORM RATED DOORS

Impact Rated and Coastal Windstorm Approved

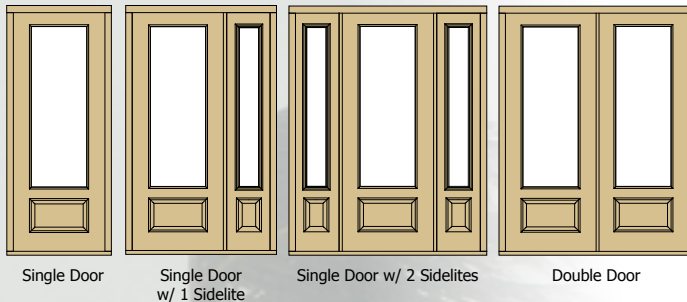
Protect your family and your home with GlassCraft's Impact Rated and tested doors. Look for doors and entryways with the Impact Logo shown below to ensure a high level of safety and security against break-ins and weather related impacts. Doors and entryways with this designation are available at an additional cost. To be approved by building inspectors for use in coastal areas, the unit must be ordered from GlassCraft as an assembled Windstorm-Impact Approved entryway.

GlassCraft Premium Fiberglass Composite doors and entryways have been evaluated for compliance and are approved for installation in designated catastrophe areas along the Florida and Texas coastal areas when installed as required and as specified in the International Residential Code (IRC) and the International Building Code (IBC). Both 6'8" tall and 8'0" tall entryways have been certified in a variety of entryway configurations, including single doors, double doors, single doors with 1 or 2 sidelites. Both Speakeasy doors and doors with glass have been approved with in-swing configurations.

50 DP Rating Available for Select Impact & Windstorm Tested Composite Doors.

Visit www.glasscraft.com for complete information on DP Ratings, approval numbers and availability for Impact tested product configurations.

Available Impact Configurations



Available Impact products shown in **RED** under each available pre-hung unit in each section. All pre-hung units shown include the use of composite jamb materials--no wood parts are used. We also use double jamb legs (no mull posts) between sidelites and the door, and a continuous sill.

Prefinished Composite Pre-hang Entryways: The four entry configurations shown are available professionally prefinished to match our fiberglass doors. Refer to our factory finish options on pages 4 - 9 for color options.

Composite Components: Jamb legs, brick mold, "fat boy" mull posts, outside mullion, quarter-round and t-astragals are available. Over 90% of the material used to produce our composite components are produced from recycled plastic and wood. It accepts nails, staples, and screws within 1/2" of edge, and it has a low linear expansion from high or low temperature. Non-splintering, it will not twist and has excellent screw and nail retention. Cuts with any fine-tooth miter saw, and routes out beautifully with little or no chipping or ragged edges. Accepts paint and stain like real wood, and does not need priming.



Solid Composite Frames: Offered with Windstorm rated Impact pre-hung units. The composite material used in the door frames and trim is a wood-plastic composite with a wood grain. These "no-rot, no-warp" frames may be stained or painted, and the pre-hung units are available factory finished to match a prefinished fiberglass door. "Impact" rated pre-hung units are approved by the states of Florida and Texas.

IMPACT Pre-hung "Inswing" and "Outswing" Units: We can pre-hang the four entryway configurations shown at left using our 3'0" or 2'8" wide and 6'8" or 8'0" tall fiberglass doors and sidelites. These four units are available as both "inswing" and "outswing" units. Pre-hung units include brick mold, door sweep, weatherstripping, and adjustable threshold, plus 4 hinges on both 6'8" and 8'0" doors, and astragals where applicable. IMPACT pre-hung units also include all door lock set and handle set hardware and a multi-point lock system. Please note that the multi-point handleset must include a lever-action model, not a thumb latch.

MULTI-POINT LOCK SYSTEM

Added Strength and Security

Increase security and peace of mind with GlassCraft's multi-point lock option with deadlocking tongues built to work with traditional grip hardware. Choose from any of the multi-point handle set trim options shown on the next 2 pages. This multi-point system is activated with the turning of the dead-bolt lock. All 3 locking points are engaged only when the dead bolt is locked by turning the thumb latch.

Our multi-point lock set includes an anti-saw and kick-proof center dead bolt for maximum security and a 90-degree consumer friendly locking operation, so you visually know the door is locked when the dead bolt knob is in the horizontal position. In addition, these multi-point assemblies are produced using heavy-gauge steel with a zinc dichromate finish per ATSM-8633 testing standard. Stainless steel models are available for both 6-8 and 8-0 sizes for coastal installation.

Multi-point lock systems use our standard GlassCraft flush bolts installed on the passive door of a pre-hung double door, which gives the homeowner the option to include dummy handle sets on the passive door with all multi-point lock sets.

Precision-engineered components reduce the need for service calls, providing years of trouble-free service. These multi-point assemblies have been cycle-tested to exceed 300,000 locking cycles. Adjustable strike plates allow for field adjustment during and after installation. The design of these multi point systems allow for right hand or left hand installation with the same part.

GlassCraft provides installation of the 3-point lock mechanism into the door, and installation charges are included in the cost of these lock sets. Installation involves machining of the edge of the door slab, which is performed with CNC machines to ensure precision.

Certain handle sets shown on the next two pages may also be used as traditional one-point systems. One-point lock option includes a standard double bore latch and dead bolt. All hardware is included.

When ordering for double doors, only 1 multi-point lock set is required. You may choose to include a "dummy" handle set on the inactive door for appearance purposes.

Available options are:


- Standard multi-point assembly for 6-8 door
- Standard multi-point assembly for 8-0 door
- Stainless steel multi-point assembly for 6-8 door
- Stainless steel multi-point assembly for 8-0 door
- Standard 1-point assembly for 6-8 or 8-0 door



Door shown above is a 6-8 premium fiberglass in Cherry wood grain, v-grooves, round clavos and multi-point lock set.



Adjustable Strike Plates in Antique Nickel, Satin Nickel, Stainless Steel, or Oil Rubbed Bronze are included with each handle set.



Close up image of the Multi-point Lock Set with Windsor Handle. Also shown is the multi-point center dead bolt.

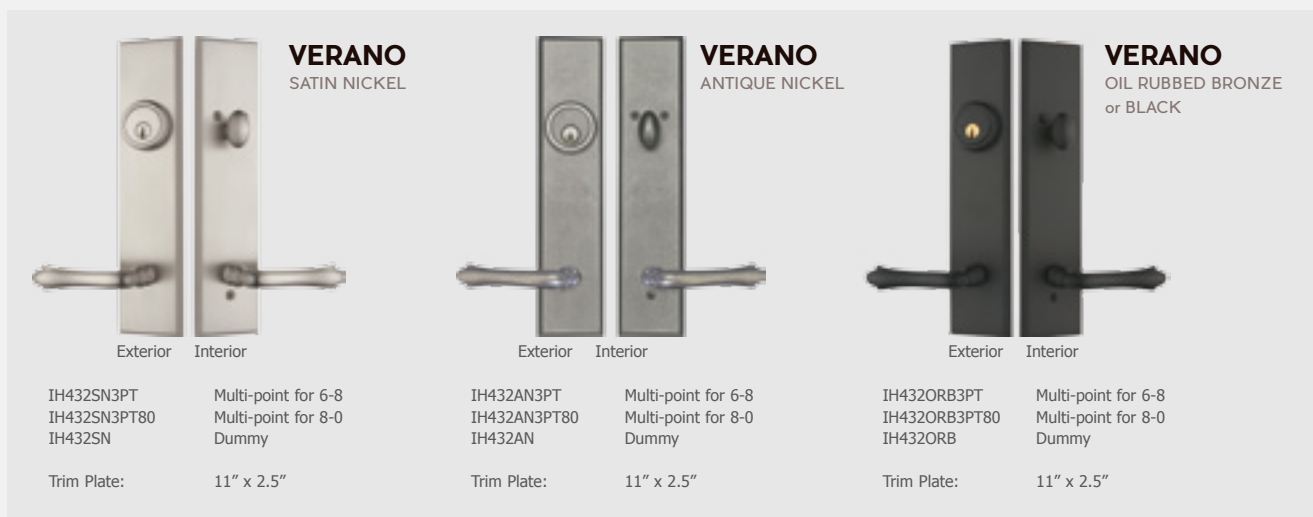
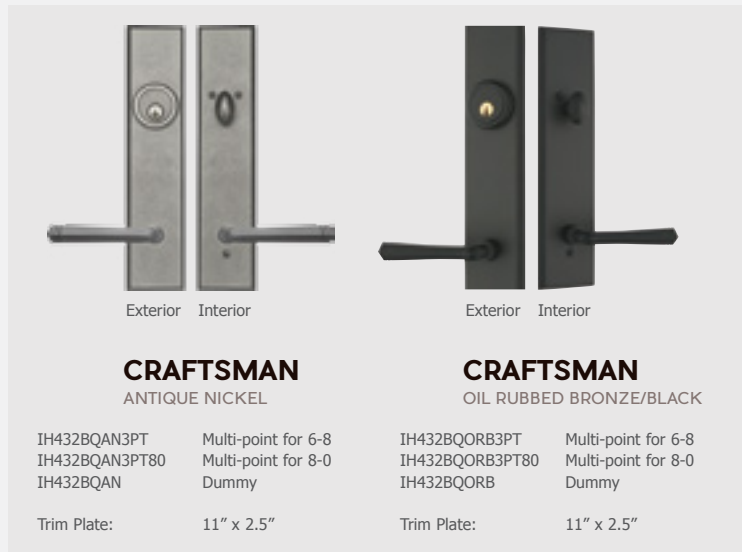
SOLID BRASS HANDLESETS - LEVER LATCH ACTION

Features & Benefits


- Solid brass, heavy gauge construction with precision-engineered mechanism
- Compatible with multi-point lock system (pg. 17)
- Available with one-point lock sets for 6'8" and 8'0" (For Windsor, Savoy, and San Jose)
- Dummy lock sets available for inactive door in a double door entryway (no internal mechanism).
- Special PVD coating option on multi-point and dummy locksets (For Satin Nickel Sapphire and Verano).



Multi-point Lever Latch Action Handlesets on this page are available with Impact Series for use with Impact Rated Doors.




SOLID BRASS HANDLESETS - THUMB LATCH ACTION



SAN JOSE
ANTIQUE NICKEL

I47020CAN3PT Multi-point for 6-8
I47020CAN3PT80 Multi-point for 8-0
I47020CAN1PT One-point
I47020CAN Dummy


Trim Plate (top): 11.125" x 2.5"
Trim Plate (bottom): 3.5" x 2.5"



SAN JOSE
OIL RUBBED BRONZE
or BLACK

I47020CORB3PT Multi-point 6-8
I47020CORB3PT80 Multi-point 8-0
I47020CORB1PT One-point
I47020CORB Dummy


Trim Plate (top): 11.125" x 2.5"
Trim Plate (bottom): 3.5" x 2.5"



LUMINA
SATIN NICKEL

IH700MPBN3PT Multi-point for 6-8
IH700MPBN3PT80 Multi-point for 8-0
IH700MPBN Dummy

Trim Plate: 18.375" x 2.5"



LUMINA
OIL RUBBED BRONZE
or BLACK

IH700MPORB3PT Multi-point for 6-8
IH700MPORB3PT80 Multi-point for 8-0
IH700MPORB Dummy

Trim Plate: 18.375" x 2.5"



SAVOY
SATIN NICKEL



IH3001BN3PT Multi-point for 6-8
IH3001BN3PT80 Multi-point for 8-0
IH3001BN1PT One-point
IH3001BN Dummy

Trim Plate (top): 3.875" x 2.75"
Trim Plate (middle): 5" x 2.75"
Trim Plate (bottom): 3.875" x 2.75"



SAVOY
ANTIQUE NICKEL



IH3001AN3PT Multi-point for 6-8
IH3001AN3PT80 Multi-point for 8-0
IH3001AN1PT One-point
IH3001AN Dummy

Trim Plate (top): 3.875" x 2.75"
Trim Plate (middle): 5" x 2.75"
Trim Plate (bottom): 3.875" x 2.75"




SAVOY
OIL RUBBED BRONZE
or BLACK

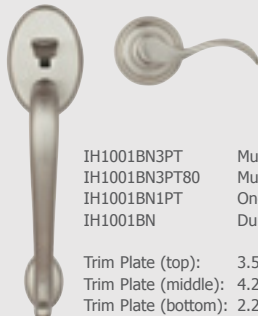


IH3001ORB3PT Multi-point for 6-8
IH3001ORB3PT80 Multi-point for 8-0
IH3001ORB1PT One-point
IH3001ORB Dummy

Trim Plate (top): 3.875" x 2.75"
Trim Plate (middle): 5" x 2.75"
Trim Plate (bottom): 3.875" x 2.75"



WINDSOR
SATIN NICKEL



IH1001BN3PT Multi-point for 6-8
IH1001BN3PT80 Multi-point for 8-0
IH1001BN1PT One-point
IH1001BN Dummy

Trim Plate (top): 3.5" x 2.375"
Trim Plate (middle): 4.25" x 2.75"
Trim Plate (bottom): 2.25" x 1.5"




WINDSOR
ANTIQUE NICKEL




IH1001AN3PT Multi-point for 6-8
IH1001AN3PT80 Multi-point for 8-0
IH1001AN1PT One-point
IH1001AN Dummy

Trim Plate (top): 3.5" x 2.375"
Trim Plate (middle): 4.25" x 2.75"
Trim Plate (bottom): 2.25" x 1.5"



WINDSOR
OIL RUBBED BRONZE
or BLACK



IH1001ORB3PT Multi-point for 6-8
IH1001ORB3PT80 Multi-point for 8-0
IH1001ORB1PT One-point
IH1001ORB Dummy

Trim Plate (top): 3.5" x 2.375"
Trim Plate (middle): 4.25" x 2.75"
Trim Plate (bottom): 2.25" x 1.5"

The FIBERCRAFT SOLID PANEL & PLANK DOORS

Premium & Pro Series Solid Panel

The solid panel and plank Estate and Artisan collection of solid doors provide an impressive range of options and finishes that fit a wide range of home styles.

Impact Approved Entryways for Security

This Solid Section includes "Impact Approved" door options. Look for the Impact Resistant logo, and refer to page 16 for more information. Please note that all entryways that feature our real exterior wrought iron speakeasy grilles include a special coating on the wrought iron parts. This coating is applied to metal parts to resist rusting and corrosion. While this coating significantly enhances the durability of these decorative wrought iron grilles, we do not warrant the grilles or hardware finish against corrosion.



Factory Finish Options

Choose from up to 29 color finish options and 10 wood grains in Estate and Artisan collection finish options. See pages 5 - 9 for photos of GlassCraft's factory finish options.

Decorative Iron Straps & Clavos

Use the decorative door straps (see page 11) for installation onto the face of a door to give it a rustic, or craftsman, or antique look. Door straps can be mounted on the interior, the exterior, or both sides. Straps may be used with or without the clavos shown on page 10. These door straps and clavos are hand-made and therefore vary slightly. Iron straps include handmade mounting nails and/or screws. Examples of our wrought iron hinge straps and corner strap configurations can be found online at www.glasscraft.com.

Door straps and clavos can be added to any door in any configuration. Easy-to-order popular straps and clavos patterns can be found on pages 22 - 35 for 8'-0" doors and pages 36 - 45 for 6'-8" doors.



V-Grooved Plank Panel Option

GlassCraft's Premium and Pro 2 panel fiberglass doors are available with V-Grooved door panels. This popular detail adds a more rustic appearance to the door. These 2-panel doors may also be ordered without this V-Grooved option. Both doors are the same price.



Antique Cherry 2 Panel door with V-Grooved option, impact speakeasy, Florentine hinge straps and round clavos.

With Canterbury straps and square clavos.



Cherry door panel with V-Groove option.

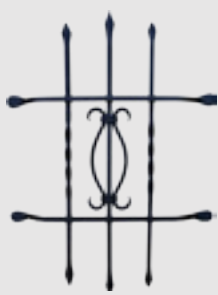
The FIBERCRAFT **SOLID & PLANK DOORS**

Speakeasy Grille Options

Most of our solid panel doors shown in this section may be ordered with our "speakeasy" option installed (see photo below). With this option a small, operable rectangular door is installed in the upper door panel at an approximate height of 5'-6". This small door is hinged and latched from the interior side of the door. The speakeasy grilles are made of real wrought iron and are available in four designs, plus one "Impact rated" grille for use in coastal installations. Speakeasies are available with or without the decorative grille. Impact speakeasy entryways must include the Impact Florentine speakeasy grille option.



WR15 Madrid



WR103 Seville



WR105 Star



WR16 Florentine



WR100 IMPACT Florentine




Image: Seville speakeasy grille with water glass


Speakeasy Glass Options

Choose from five different glass texture options to complement your speakeasy and door. Glass textures shown are produced using a double insulated glass unit to provide safety, security, and energy efficiency. The capacity to see through the glass panel varies depending upon the glass texture chosen. Water texture options offer a light obscured view or level of privacy. Reeds glass options offer a moderate level of obscured view. Rain gives the highest level of privacy.




CLEAR

1 - PRIVACY RATING




WATER

3 - PRIVACY RATING




LARGE FLEMISH

5 - PRIVACY RATING



REEDS

7 - PRIVACY RATING



RAIN

9 - PRIVACY RATING

The FIBERCRAFT SOLID & PLANK DOORS

Speakeasy, Straps & Clavos Combinations

The FiberCraft Solid Collection of panel doors and plank doors are available with various combinations of speakeasies, straps and clavos to suit your desired design. These decorative options add old-world elegance and rustic warmth to your entryway.

See pages 10-11 for all straps and clavos design options. You can find part numbers for various combinations of panel doors and plank doors with speakeasies, straps and clavos throughout this section, including the sample designs below.




Peephole Viewer Option

Add a peephole to your solid entry door and get a 180 degree view of your outside perimeter. Available in Satin Nickel and Oil Rubbed Bronze.



PEEP15 - Satin Nickel

PEEP15ORB - Oil Rubbed Bronze



Simulated Door Peg Option


Our 6 panel FiberCraft doors (see page 37) are available with simulated door pegs for added rustic charm.



Simulated Door Pegs
(See page 37)

Speakeasy Grille & Latch Color

Each external wrought iron speakeasy grille design has been forged by artisans and is individually crafted by hand and will vary. This variance is a feature of wrought iron and adds to the beauty and appearance of the wrought iron grille. The hand-made wrought iron grilles are powder coated for durability, and available in black color. The speakeasy latch is also available in black finish.



Antique Black



SEHPB1 Antique Black

THE FIBERCRAFT PRIVACY & PATTERNS COLLECTION

Clear & Texture Patterned Glass Entry Door Series

GlassCraft's Privacy and Clear Glass Entry Door Collection features a range of design options that can complement various architectural home styles such as Transitional, Coastal, Cottage, Farmhouse, New American and more.

Many premium options are available, including 5 glass texture options, 7 wood grains and 4 impact unit configurations. Check this section of the catalog to preview which door styles come with these 4 available impact rated configurations.

Wood Grain Options

Choose from 7 wood grain options depending upon the door profile, including:

- Mahogany
- Reclaimed Mahogany
- Cherry
- Antique Cherry
- Knotty Alder
- Pacific Knotty Alder
- American Black Walnut

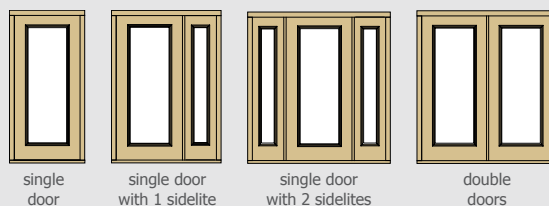
Impact Doors

The Privacy & Patterns Glass entry doors include Impact door options on page 48 for 8'0" doors and page 49 for 6'8" doors.

Impact doors have been tested and approved for use in Windstorm and Impact areas. Please refer to our web site for specific Design Pressure ratings of select Windstorm/Impact approved doors. Impact units come fully assembled and with a coastal hardware package consisting of installation screws, Sapphire satin nickel handle set and stainless steel multipoint lock set and hinges. Protective coastal film is applied to handle sets and iron grilles. Package price does not include a dummy handle set on double doors.

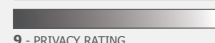

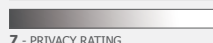



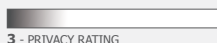

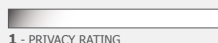

A pre-hung impact entryway includes 4 1/2" or 6 1/2" full composite jamb and exterior brick mold. The composite jamb can be stained or painted.

Available Impact Unit Configurations



Textured Glass Options


Choose from five different glass texture options to complement your composite entry door. The glass textures shown here are produced using a tempered double IG (insulated glass) unit to provide safety, security, and energy efficiency. The capacity to see through the glass panel varies depending upon the glass texture chosen. Water texture options offer a light obscured view or level of privacy. Large Flemish and Reeds glass options offer a moderate level of obscured view. Rain gives the highest level of privacy.



The FIBERCRAFT DECORATIVE GLASS DOORS



Handcrafted Glass Panels.
Stunning Glass Designs.



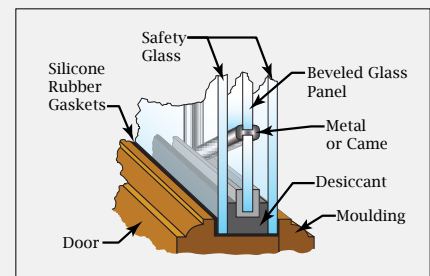
VitriLites® Decorative Glass Door Panels

GlassCraft's Decorative Glass Series features hand cut and beveled glass panels with unique glass clusters and a combination of glass textures that maximize brilliance and sparkle while offering a desired level of privacy.

No one makes a better quality decorative glass panels for their doors and windows than GlassCraft. Each decorative glass panel was designed, crafted, assembled, and polished with artistry and performance in mind.

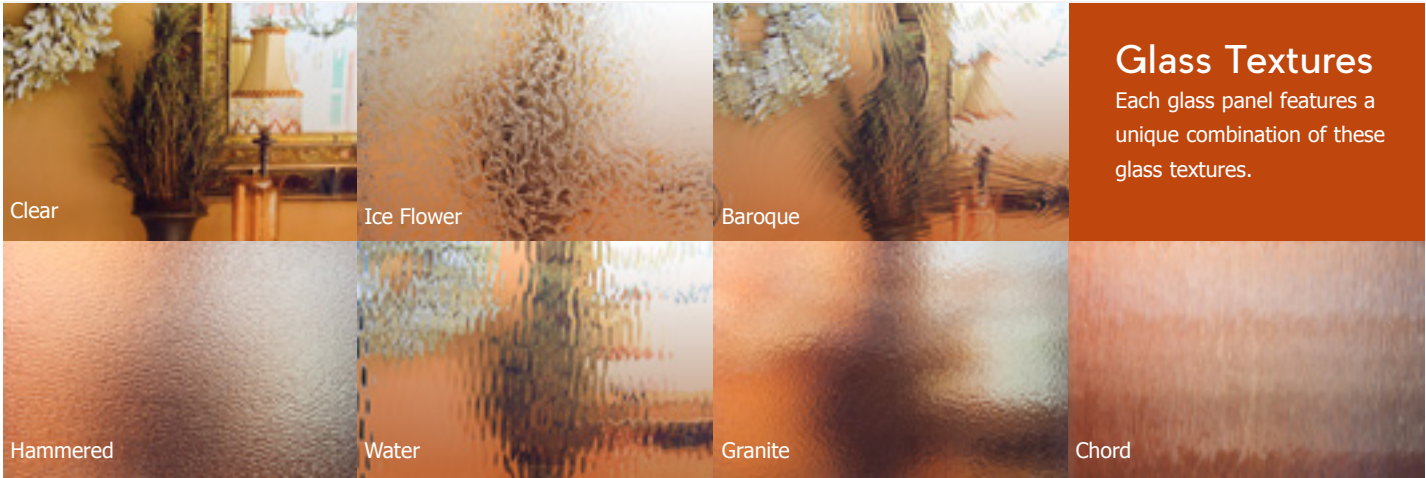
GlassCraft's VitriLites® Decorative Glass Door Panels offer these features:

- Beveled glass designs with multiple glass textures
- Triple-thick insulated glass panels for improved energy efficiency and security
- Six decorative glass designs to choose from: Brazos, Courtlandt, Marsais, Marsala, Versailles and Palmetto.
- Came color for each glass panel design is available in either Black or Satin Nickel.



Triple-thick IG Glass Panels for improved energy efficiency and security.

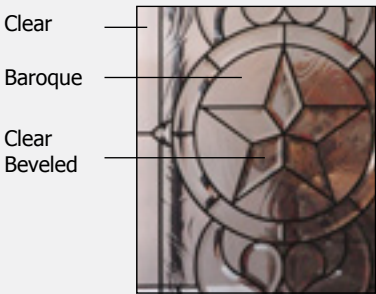
The FIBERCRAFT DECORATIVE GLASS DOORS



Glass Textures

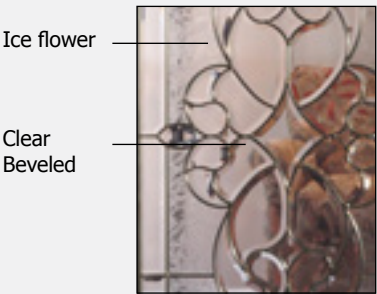
Each glass panel features a unique combination of these glass textures.

Decorative Glass Panel Designs & Privacy Ratings



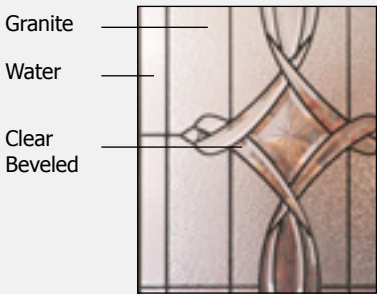
Brazos®

2 - PRIVACY RATING



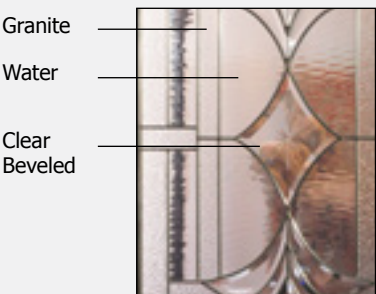
Courtlandt®

3 - PRIVACY RATING



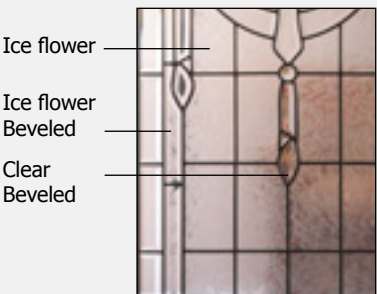
Marsais®

6 - PRIVACY RATING



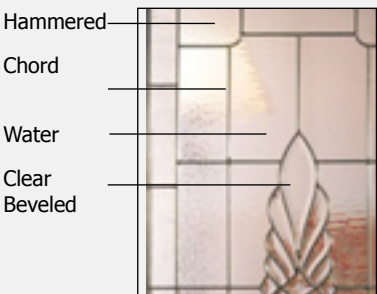
Marsala®

4 - PRIVACY RATING



Palmetto™

4 - PRIVACY RATING



Versailles®

3 - PRIVACY RATING

The FIBERCRAFT CONTEMPORARY DOORS

True Contemporary Design with Unique Flush Glazed Glass Panels

GlassCraft's Contemporary Composite Entry Door series provides a truly modern, clean and minimalist design. Unlike other "modern" door series, GlassCraft's offers a true "flush glazed" appearance by inserting the glass panel directly into the door without a separate door frame. From the exterior side of the door, the look is sleek, without raised molding around the glass panel. From the "interior" side of the door, square glass "stops" hold the glass panel securely in place. This provides the opportunity for glass replacement, should an individual glass panel be broken.

This Contemporary Series provides an impressive range of options and finishes. Choose from 9 factory finish colors in 3 available wood grain options. See pages 5 – 9 for photos of GlassCraft's Estate and Artisan factory finish options. GlassCraft's Contemporary doors and Sidelites incorporate tempered glass for safety and security.

These doors may be ordered individually or assembled in full composite pre-hung jambs. The solid doors in this contemporary series feature the BioFoam™ door core, while the contemporary doors with glass designs utilize a solid core. This solid core allows secure placement of the various glass panel shapes and sizes shown in this catalog section.



Only GlassCraft's Contemporary Series of Composite Entry Doors feature True Flush Glazed look with glass panels mounted directly into the door without raised molding. The result is the sleekest modern look that's true to minimalist design conventions.

Two Contemporary Door Textures: Wood Grained Mahogany and Paintable Smooth

The Contemporary Collection of FiberCraft composite doors are available in two textures:

- 1) Wood Grained Mahogany - combines modern aesthetic with the warmth and inviting appeal like that of real wood. Available unfinished or factory pre-finished with a choice of Estate or Artisan finish.
- 2) Paintable Smooth - easily paintable to match a specific color palette or scheme. Available unfinished in white smooth only.



Shown with Wood Grained Premium Mahogany.




Shown with Paintable Smooth texture with homeowner's color.




CONTEMPORARY COLLECTION NEW DESIGN OPTIONS

NEW Contemporary Door Styles


More Contemporary door designs are now available to choose from. Compatible with minimalist architecture and the Mid-century modern aesthetic, the Contemporary Collection of FiberCraft composite doors are available prefinished with Estate or Artisan options, or unfinished to be painted or stained by the homeowner. Also available are the new Metal Grids that give a unique modern element to the doors. All FiberCraft Contemporary doors feature Windstorm rated options.



INGLEWOOD
(Windstorm & Impact Rated)



FLEETWOOD
(Windstorm & Impact Rated)



NEWPORT shown with the
Matrix Metal Grid option.
(Windstorm Rated)



HUNTINGTON shown with
Trellis Metal Grid option.
(Windstorm Rated)



IMPACT rated available
for select designs.




Image: Shown with 3'0" x 8'0"
double Newport door unit with
Matrix grid design, Artisan
Antique Mahogany finish in
Espresso color.

GLASS & METAL GRID OPTIONS

Four Metal Grid Options

Choose from four different metal grid texture options to complement your contemporary entry door. The real decorative metal grids shown below are mounted between 2 pieces of clear glass as a double IG (insulated glass) unit to provide safety, security, and energy efficiency. The capacity to see through the glass panel and grid varies depending on the grid design chosen.




Matrix 4 - PRIVACY RATING




Urban 4 - PRIVACY RATING



Noble 4 - PRIVACY RATING




Trellis 6 - PRIVACY RATING




Glass Texture Options


Choose from five different glass texture options to complement your contemporary composite entry door. The glass textures shown below are produced using a double IG (insulated glass) unit to provide safety, security, and energy efficiency. The capacity to see through the glass panel varies depending upon the glass texture chosen. Water offers a light obscured view, Reeds glass offers a moderate level of privacy. Rain and Cloud give the highest level of privacy. Cloud is an opaque white frosted glass panel.




CLEAR
1 - PRIVACY RATING




WATER
3 - PRIVACY RATING



REEDS
7 - PRIVACY RATING



RAIN
9 - PRIVACY RATING



CLOUD
9 - PRIVACY RATING

The FIBERCRAFT CRAFTSMAN COLLECTION

GlassCraft's "Flush Glazed"

GlassCraft's Craftsman doors utilize "flush glazing" that has no raised molding around the glass panel as shown in the photo at right. This flush-molding appearance is identical on both the front and back sides of the door. These glass panels are replaceable if ever broken.

Unique Mortise and Tenon Option for Artisan Collection

GlassCraft offers the Craftsman Collection with either our "Estate Collection" or our "Artisan Collection" finish options. The Artisan option features our premium hand-finished colors and textures. For these Craftsman style doors, the Artisan Collection finish includes unique "mortise and tenon" faux door pegs as shown in the photo to the right. Our Artisan Collection® Factory Finish options provide a combination of special antique patina, natural bur marks, rustic characteristics, indentations, pits, scores, and worm holes. These artisan finishes, wood grains and textures create the unique Craftsman Mahogany appearance that is most authentic.


Please note: The photos on these pages and in this catalog offer an indication of the final appearance, but due to variations in the texture, grain, and color of the fiberglass finish, the actual appearance will vary.

Textured Glass Options for Craftsman Composite Doors

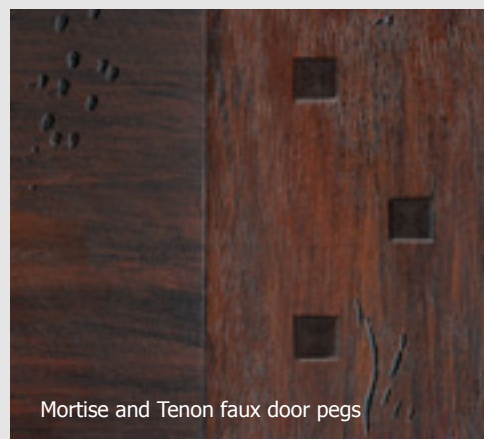
Choose from four different glass texture options to complement your Craftsman door. Glass textures shown are produced using a double insulated glass unit to provide safety, security, and energy efficiency. The capacity to see through the glass panel varies depending upon the glass texture chosen. Water texture options offer a light obscured view or level of privacy. Reeds glass options offer a moderate level of obscured view. Rain gives the highest level of privacy.

Decorative Glass and GBG Panels


GlassCraft's Craftsman doors also offer authentic craftsman style decorative glass panels such as the Prairie and Oak Park designs and unique GBG glass panels featuring the Salento and Cantania designs.



Flush Glazed




Mortise and Tenon faux door pegs




CLEAR

1 - PRIVACY RATING




WATER

3 - PRIVACY RATING



REEDS

7 - PRIVACY RATING



RAIN

9 - PRIVACY RATING

The FIBERCRAFT COLLECTION CRAFTSMAN & MISSION

Dentil Shelf Options for All Craftsman Doors

Originally employed by the Romans and in classical Renaissance architecture, the dentil is a block or shelf or molding that utilizes repeating ornamentation. GlassCraft offers three dentil shelf options for all Craftsman style doors. These shelves are installed onto the exterior face of the door using dowels built into an internal support structure mounted inside the door. Dentil shelves are all nominally 24 inches wide, and are made from a composite material with highly detailed wood graining.

Craftsman “SDL” Divided Lite Door Option


The doors on the opposite page include “Simulated Divided Lite” muntin bars to give the look and feel of historic and traditional divided lite doors, but with improved performance and energy efficiency. Divided Lite grilles create the illusion of True Divided Lite “TDL” doors by placing composite muntin bars on the interior and exterior of one double insulated glass panel. Muntin bars are permanently fixed to the glass surface with specialty tape allowing for superior energy efficiency over TDL doors. In addition, internal muntin bars are located inside of the glass panel to further simulate a true divided lite appearance.

Craftsman Hardware Available

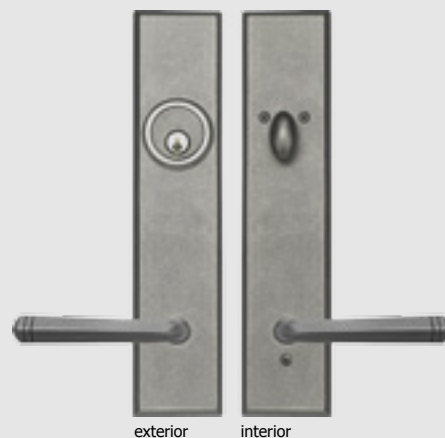
Door lock set hardware in the Craftsman style is available in both single-point and multi-point type applications. Please refer to page 18 in this catalog for more information.

Other Craftsman options in this catalog - Divided Lite Doors in Section 7

Several other Craftsman - Mission - Prairie style SDL door designs are available in the next section of the catalog in both 6'8" tall and 8' tall door options. Please refer to section 7.



Shown here with Craftsman 6 Lite SDL Divided Lite.




The FIBERCRAFT COLLECTION DIVIDED LITE ENTRY DOORS

The SDL Divided Lite Entry Door Series

GlassCraft's Divided Lite series provides a selection of classic French doors and timeless Mission and Craftsman style doors. This collection of fiberglass composite doors will complement a wide range of architectural styles. The Divided Lite doors in this catalog feature double insulated glass panels for energy efficiency and security, and a new SDL construction. The Divided Lite Series provides an impressive range of options and finishes. Choose from 11 factory finish colors in Cherry and Black Walnut wood grain options. These doors may be ordered individually or assembled in full composite pre-hung jambs. Choose from a wide range of design options. New designs and various SDL bar combinations are available.


NEW Super Strong SDL Assembly

The Divided Lite doors are constructed with the NEW inter-locking SDL bars that snap into place for a stronger, more structurally sound assembly. Using advanced technology, the new SDL assembly features precision-cut bars that seamlessly snap together for improved performance and appearance.



Divided Lite Door Construction

Divided Lite muntin bars give the look and feel of historic and traditional divided lite doors, but with improved performance and energy efficiency. Divided Lite grilles create the illusion of True Divided Lite "TDL" doors by placing composite muntin bars on the interior and exterior of one double insulated glass panel. Muntin bars are permanently fixed to the glass surface with specialty tape allowing for superior energy efficiency over TDL doors.




Divided Lite Impact Doors


Impact Divided Lite doors have been tested and approved for use in windstorm and Impact areas. Please refer to our website for specific Design Pressure ratings for windstorm/impact-approved Divided Lite doors. Impact entryways are available with clear insulated glass only, and do not have internal muntin bars.

Glass Texture Options for Divided Lite Doors


Choose from four different glass texture options to complement your Divided Lite composite entry door. The glass textures shown here are produced using a tempered double IG (insulated glass) unit to provide safety, security, and energy efficiency. The capacity to see through the glass panel varies depending upon the glass texture chosen.




1 - PRIVACY RATING



3 - PRIVACY RATING



7 - PRIVACY RATING



9 - PRIVACY RATING

The FIBERCRAFT COLLECTION GBG (Grille-Between-Glass) DOORS


Patented VinciLites® GBG Panels

The wrought-iron inspired VinciLites® Collection of decorative “grille-between-the-glass” or GBG doors are unique in their appearance, and feature simulated hand-tooling marks and unique designs. GlassCraft has multiple US Patents approved for this product! Available in all door sizes, there are six GBG grille designs to choose from: Austin, Cantania, Novara, Palermo, Salento, and Florence. Each decorative grille is finished in Antique Black, and mounted between two pieces of tempered safety glass. There are four glass texture options available with varying obscurity levels – all of which allow daylight to enter. All VinciLites® designs are registered trademark designs owned by GlassCraft.


GBG Design Options



AUSTIN




CANTANIA




NOVARA




PALERMO



SALENTO



FLORENCE




Glass Texture Options for GBG Doors



CLEAR

1 - PRIVACY RATING




WATER

3 - PRIVACY RATING



REEDS

7 - PRIVACY RATING



RAIN

9 - PRIVACY RATING

The FIBERCRAFT WROUGHT IRON DOORS

Patented Ferralites® Wrought Iron Grilles

GlassCraft's Ferralites® External Wrought Iron Grille Series features real handmade wrought iron grilles and textured insulated glass panels. This patented design features a wrought iron grille that is "hinged" to allow the grille to be opened for ease of cleaning. The iron grilles are powder-coated in an antique black color. Four wrought iron design styles are available, and each grille is available in four glass texture options with varying obscurity levels. The degree of "obscurity" is noted for each glass texture option. The glass panels use tempered safety glass to make a two-layer-thick safety glass panel. GlassCraft has multiple patents on this unique product, both pending and granted.



*Real wrought iron,
hand forged by
real artisans.*



- A Square Top and Arch Top Door options
- B Operable wrought iron grilles for easy cleaning and lockable with a screw for security.
- C Multiple glass options: clear, water, reeds, rain and large flemish
- D Award-winning Estate & Artisan prefinish options for the most authentic wood grains
- E One panel with smooth or V-grooved options


IMPACT Pre-hung Units with Exterior Wrought Iron Grilles

All entryways with our real exterior wrought iron grilles feature a special salt-resistant coating on the wrought iron parts. This coating is commonly used on offshore oil-rigs, applied to metal parts to resist rusting and corrosion. While this coating significantly enhances the durability of these decorative wrought iron grilles, we do not warrant the grilles or hardware finish against corrosion. Impact rated doors are available only with clear glass.



The FIBERCRAFT WROUGHT IRON DOORS

Ferralites® Wrought Iron Grille Designs



Charleston®



St. Charles®



Operable wrought iron grilles




La Salle®




Valencia

GlassCraft's external wrought iron grilles include a patented operating grille hinge mounting system that makes cleaning the glass easy. Grilles may be locked into place with a locking screw.


Textured Glass Options for Wrought Iron Doors



CLEAR
1 - PRIVACY RATING




WATER
3 - PRIVACY RATING



LARGE FLEMISH
5 - PRIVACY RATING



REEDS
7 - PRIVACY RATING



RAIN
9 - PRIVACY RATING

FIBERCRAFT MAINTENANCE & TROUBLESHOOTING

Enjoying your FiberCraft Entry Door for many years to come.

If you maintain your door properly, it will give you years of enjoyment. The most important single method to ensure the door's longevity is to apply a high quality stain and finish. We recommend that only top quality finishes specifically produced for exterior applications be selected.

Quality of the Finish: Stain-and-clear finishes perform better if protected from direct sunlight, moisture and other weathering conditions. Refinishing will be required less frequently if a proper finish is initially added to the door. Some finishes on exterior doors deteriorate relatively quickly with exposure to the environment. In order for your exterior door to continue receiving the protection required, inspect the condition of the exterior finish at least twice a year and refinish as often as needed to maintain the protective integrity of the finish.

Binding or Sticking of the Door: Ensure that the door(s) continues to swing freely, does not bind in the frame, and that all hardware remains completely functional. If the door begins to stick or bind in the door frame, sand the edge of the door (use an electric sander or a hand plane) to trim the door so that it does not bind or stick. Be sure to refinish the newly sanded exposed area.

Cleaning the Door: Cleaning of the door is best performed by simply dusting the interior and exterior of the door using a soft, clean cloth. If required, a very mild soap and water solution may be needed to remove dirt from the door. Do not use any abrasive detergent or solvent based product, as these products will harm the quality of the finish. DO NOT use a water blaster to clean your door.



FIBERCRAFT REFINISHING & TOUCH UPS

Maintaining your FiberCraft Estate and Artisan Finishes

GlassCraft's premium fiberglass entry doors are offered with a 5-Year finish warranty and lifetime door warranty. Each FiberCraft™ premium fiberglass entry door has been designed and built to last for many years. Over time however, all exterior doors are affected by factors such as sun exposure, moisture and air pollutants. If you notice that the color finish needs touch ups or refinishing, GlassCraft offers solution kits you need.

You may order GlassCraft's Touch up & Repair Kits, or Refinishing Kits as shown below. Visit our website at www.glasscraft.com for details.




FiberCraft™ Refinishing



Estate Refinishing:	# RKEM
Artisan Refinishing:	# RKABLK

FiberCraft™ Touch-Up & Repair Kits



Estate Touch-Up & Repair Kit:	# TUKE
Artisan Touch-Up & Repair Kit:	# TUKA

Fiberglass Refinishing Kits

Our Fiberglass Refinishing Kits can be used to refresh GlassCraft's factory finished Artisan or Estate premium fiberglass doors. Each kit is packaged with 1 qt. size jug of colored topcoat enough to complete one 3'0" x 8'0" door. For details and instructions, visit www.glasscraft.com. Please note that the refinishing kit cannot be used to finish a raw fiberglass door.










Fiberglass Touch Up & Repair Kits

Our Fiberglass Refinishing Kits can be used to refresh GlassCraft's factory finished Artisan or Estate premium fiberglass doors. Each kit is packaged with 1 qt. size jug of colored topcoat enough to complete one 3'0" x 8'0" door. For details and instructions, visit www.glasscraft.com. Please note that the refinishing kit cannot be used to finish a raw fiberglass door.

Fiberglass Door Pre-hung Rough Openings & Design Pressure Unit Information

The chart below lists rough opening dimensions, unit sizes, and “DP” Design Pressure ratings and Impact Approvals for all of our standard “inswing” entryway configurations for our Premium Fiberglass Doors. Most of these entryway configurations have been approved by state regulatory entities for use in windstorm areas. Note that the “rough opening size” listed below is a “tight” size, and is for reference only. Your installer may wish to add to these rough opening sizes. It is important to measure your pre-hung entryway unit upon arrival at the job site, and to construct the opening to fit the individual entryway unit. “Inswing” and “outswing” units are 7/8" undersized.












In the chart below, “N/A” means that the product is not available OR the product configuration has not been tested for a DP Rating. For the most up-to-date information and test results for “outswing” entryways, please check your state regulatory website and/or our GlassCraft company website at www.glasscraft.com.

<i>Inswing Entry Units with 6'8" Tall Doors</i>							
		<i>32" x 6-8 door</i>			<i>36" x 6-8 door</i>		
		DP Rating	Rough Opening Size	Unit size*	DP Rating	Rough Opening Size	Unit Size*
	single door	+50/-50	34-1/4 x 82-1/2	33-1/2 x 82	+50/-50	38-1/4 x 82-1/2	37-1/2 x 82
	door and 12" sidelite	+50/-50	47-3/4 x 82-1/2	47 x 82	+50/-50	51-3/4 x 82-1/2	51 x 82
	door and 14" sidelite		49-3/4 x 82-1/2	49 x 82		53-3/4 x 82-1/2	53 x 82
	door and 2-12"sidelites	+50/-50	61-1/4 x 82-1/2	60-1/2 x 82	+50/-50	65-1/4 x 82-1/2	64-1/2 x 82
	door and 2-14"sidelites		65-1/4 x 82-1/2	64-1/2 x 82		69-1/4 x 82-1/2	68-1/2 x 82
	door, 2-12"sidelites, rectangular transom	N/A	N/A		N/A	65-1/4 x 96	64-1/2 x 95-1/2
	door, 2-14"sidelites, rectangular transom		65-1/4 x 98	64-1/2 x 97-1/2		69-1/4 x 98	68-1/2 x 97-1/2
	door, 2-12"sidelites, elliptical transom	N/A	N/A		N/A	65-1/4 x 103-3/8	64-1/2 x 102-7/8
	door, 2-14"sidelites, elliptical transom		65-1/4 x 103-3/8	64-1/2 x 102-7/8		69-1/4 x 104-1/2	68-1/2 x 104
	door, 2-12"sidelites, half round transom	N/A	N/A		N/A	65-1/4 x 115-1/2	64-1/2 x 115
	door, 2-14"sidelites, half round transom		65-1/4 x 115-1/2	64-1/2 x 115		69-1/4 x 117-1/2	68-1/2 x 117
	double door	+50/-50	66-3/4 x 82-1/2	66 x 82	+50/-50	74-3/4 x 82-1/2	74 x 82
	double door, elliptical transom	N/A			N/A	74-3/4 x 103-1/4	74 x 102-3/4
	double door, half round transom	N/A			N/A	74-3/4 x 120-1/4	74 x 119-3/4

IMPORTANT NOTE: FiberCraft outswing units are 7/8" undersized.

Fiberglass Door Pre-hung Rough Openings & Design Pressure Unit Information

Continued from previous page

		Inswing Entry Units with 8'0" Tall Doors								
		32" x 8-0 door			36" x 8-0 door			42" x 8-0 door		
		DP Rating	Rough Opening Size	Unit size*	DP Rating	Rough Opening Size	Unit size*	DP Rating	Rough Opening Size	Unit size*
	single door	+50/-50	34-1/4 x 98-1/2	33-1/2 x 98	+50/-50	38-1/4 x 98-1/2	37-1/2 x 98	N/A	44-1/4 x 98-1/2	43-1/2 x 98
	single arch top door		34-1/4 x 98-1/2	33-1/2 x 98		38-1/4 x 98-1/2	37-1/2 x 98	N/A	44-1/4 x 98-1/2	43-1/2 x 98
	door and 12" sidelite	+50/-50	47-3/4 x 98-1/2	47 x 98	+50/-50	51-3/4 x 98-1/2	51 x 98	N/A	57-3/4 x 98-1/2	57 x 98
	door and 14" sidelite		49-3/4 x 98-1/2	49 x 98		53-3/4 x 98-1/2	53 x 98	N/A	59-3/4 x 98-1/2	59 x 98
	door and 2-12" sidelites	+50/-50	61-1/4 x 98-1/2	60-1/2 x 98	+50/-50	65-1/4 x 98-1/2	64-1/2 x 98	N/A	71-1/4 x 98-1/2	70-1/2 x 98
	door and 2-14" sidelites		65-1/4 x 98-1/2	64-1/2 x 98		69-1/4 x 98-1/2	68-1/2 x 98	N/A	75-1/4 x 98-1/2	74-1/2 x 98
	door, 2-12" sidelites, rectangular transom	N/A	N/A		N/A	65-1/4 x 112	64-1/2 x 111-1/2	N/A		
	door, 2-14" sidelites, rectangular transom		65-1/4 x 114	64-1/2 x 113-1/2		69-1/4 x 114	68-1/2 x 113-1/2			
	door, 2-12" sidelites, elliptical transom	N/A	N/A		N/A	65-1/4 x 119-3/8	64-1/2 x 118-7/8	N/A		
	door, 2-14" sidelites, elliptical transom		65-1/4 x 119-3/8	64-1/2 x 118-7/8		69-1/4 x 120-1/2	68-1/2 x 120			
	door, 2-12" sidelites, half round transom	N/A	N/A		N/A	65-1/4 x 131-1/2	64-1/2 x 131	N/A		
	door, 2-14" sidelites, half round transom		65-1/4 x 131-1/2	64-1/2 x 131		69-1/4 x 133-1/2	68-1/2 x 133			
	double door	+50/-50	66-3/4 x 98-1/2	66 x 98	+50/-50	74-3/4 x 98-1/2	74 x 98	N/A	86-3/4 x 98-1/2	86 x 98
	double arch top door		66-3/4 x 98-1/2	66 x 98		74-3/4 x 98-1/2	74 x 98	N/A		
	double door, elliptical transom	N/A			N/A	74-3/4 x 119-1/4	74 x 118-3/4	N/A		
	double door, half round transom	N/A			N/A	74-3/4 x 136-1/4	74 x 135-3/4	N/A		

IMPORTANT NOTE: FiberCraft outswing units are 7/8" undersized.

FiberCraft composite product specifications:**Door Construction**

- Solid maple edge on square edges, top and bottom edges are composite, and engineered wood in door stiles eliminate the need for lock blocks.
- Stiles of these doors use a laminated-engineered construction method which virtually eliminates the possibility of warping. These engineered stiles extend from the top to the bottom of each stile, eliminating the need for "lock blocks". The doors therefore are not "handed"....door hardware may be installed on either door edge.

Glass Panel

- Glass panels installed in the doors are made of insulated safety glass. Triple IG glass panels are used in the Decorative Glass series and Double IG glass panels are installed on other applicable design series.
- All IG glass panels are 1 inch thick.

Door Units

- Doors are available as pre-hung, or as individual door slabs.
- Both inswing and outswing, and right and left-hand openings are available for all entry configurations.

Prehung Units

- Pre-hung unit includes weatherstrip, composite sill, doors, composite frames, flush-bolts, hinges. Lock set hardware not included.

Door Slabs

- True square-edge construction and are trimmable by up to 1/2" on all four sides.

Sizing Information

- 2 options for sizing down GlassCraft's FiberCraft composite doors and sidelights. GlassCraft can produce these doors to specific door sizes, including doors to full book size which is used for remodeling and door replacement needs. See details below.

Option 1: Slight changes to the standard in-stock door slab sizes and sidelights by trimming no more than 1/2" on all sides

- Refer to part # TDH (\$45 List)

	6'8" doors	8'0" doors	6'8" sidelights	8'0" sidelights
Standard In-Stock Sizes	32" x 79-1/4"	32" x 95-1/4"	12" x 79-1/4"	12" x 95-1/4"
	36" x 79-1/4"	36" x 95-1/4"	14" x 79-1/4"	14" x 95-1/4"
Craftsman door	35-7/8" x 79-1/4"	41-7/8" x 95-1/4"		
Trimnable Sizes - 1/2" on all 4 sides	<div>reduce width by up to 1/2"</div> <div>reduce height by up to 1/2"</div> <div>reduce width AND height by up to 1/2"</div>			
Part# TDH				
Cost: \$45 List (width or height) \$65 List (width AND height)				

Option 2: Custom sizing up to full book size.

- This option requires the production of custom internal door frame/structure to support the custom door size. See limits to the customization below.
- Refer to part # TC1 (\$200 List)

Limits to Customization

- 6'8" door with panels: min. size: 30-3/4" x 78" / max. size: 36" x 80"
- 6'8" contemporary door with glass : no custom available
- 6'8" plank door or solid contemporary: any size smaller than 42" x 96"
- 6'8" sidelights: min. size: 10-3/4" x 78" / max. size: 14" x 80"
- 6'8" Craftsman door: min. size: 30-3/4" x 78" / max. size: 35-7/8" x 79-1/4"
- 8'0" door with panels: min. size: 30-3/4" x 94" / max. size: 41-7/8" x 96"
- 8'0" contemporary door with glass : no custom available
- 8'0" plank door or solid contemporary: any size smaller than 42" x 96"
- 8'0" sidelights: min. size: 10-3/4" x 94" / max. size: 14" x 96"

Unique Benefits of GlassCraft Premium Fiberglass Doors

This line includes many new unique fiberglass products and superior construction:

- Added Plank Doors in the Solid Collection
- Knotty Alder 8'0" 2/3 Lite door profile in many designs
- 42" Mahogany 8'0" 2 panel doors with many options
- Contemporary Collection
- SDL door designs
- Internal muntin bars
- DP50 or higher Impact Ratings
- Arch Top Options
- 37 available finish options
- LSL Laminated Strand Lumber stiles on both door edges
- Top and Bottom Rail utilizing 100% recycled composite
- Patented BioCore® Foam (plant based urethane foam)
- More Energy Star rated doors
- More Impact Approved Entryway Configurations

Warranty

- Limited lifetime warranty on door slabs. IG glass panels have 5 year warranty. 5-year warranty on factory finish.

Product Approvals

- Most Premium Fiberglass Series door configurations have DP Ratings. In addition, many of these doors have received Impact Approval ratings from Florida and Texas. Please check our web site in the Product Approvals section for information.

Two Series of doors available: Estate Collection™ & Artisan Collection™

- The Artisan Collection® features 6 wood grains and available as factory prefinished doors and entryways only. Our Artisan Collection® provides a combination of special antique patina, natural knot patterns and bur marks, rustic characteristics, indentations, pits, scores and worm holes. These artisan finishes, wood grains and textures help reproduce six unique and beautiful wood grains including Pacific Knotty Alder, American Black Walnut, Antique Cherry, Reclaimed Mahogany, Rustic White Oak and Craftsman Mahogany. The Artisan Collection® doors are available pre-finished only. See catalog pages 6 - 9 for more information on these doors.

- The Estate Collection® features 3 authentic wood grains: Cherry, Knotty Alder and Mahogany and are available either unfinished or factory prefinished. Both 6-8 and 8-0 doors are included in this collection. Sidelites and matching transoms are also available. See page 5 in our catalog for more information.

Factory Prefinish Options

- Both our Estate Collection® and Artisan Collection® fiberglass doors, sidelites and transoms are produced using our unique and patented DuraFinish fiberglass finishing system. GlassCraft's DuraFinish process has been designed to maximize the beauty and richness of the wood-grains, resulting in the most authentic wood-like appearance.
- The Estate Collection® Finish is a 10-step finish process that combines multiple coats of stains and clear UV topcoats with ultraviolet inhibitors to preserve the beautiful appearance of your door. Three finish colors are available for each of the 3 wood grains available in this collection. See page 5 of our color catalog for more information.
- The Artisan Collection® features a long-lasting, multi-layered and multi-colored 12-step finishing process. A clear, extremely hard and long-wearing UV finish topcoat is used to preserve the beautiful appearance of your door. See catalog pages 6 - 9 for more information.

Transom Options

- Many of the entryway configurations shown throughout the catalog feature matching transoms. These transoms are available in 2 types: decorative leaded/beveled glass and decorative GBG grille-between-the-glass. Stock numbers are included for the available pre-hung profiles available. Pricing for these pre-hung units include the transom. Transoms are available separately.

Exterior Wrought Iron Grilles

- The FerraLites® series features real hand-made wrought-iron grilles, mounted to the exterior side of the doorlite. Four unique design series are each powder coated for durability with an Antique Black finish. The grilles are "operable" and use grille hinges, which allow the door or sidelite wrought iron grilles to be opened to easily clean the outside glass surface. Five glass texture options are available for each iron design. Each external wrought iron grille design has been created by artisans, is individually crafted by hand and therefore will vary. This variance is a feature of wrought iron and adds to the beauty and appearance of the wrought iron grille.

Decorative Glass in Fiberglass Doors

No one makes a better quality decorative glass insert panel. Our decorative glass panels are Quality Crafted™ in our workshops to assure you of excellent craftsmanship and elegant design. These VitriLites® offer beveled glass center groupings or clusters of quality hand-beveled clear glass pieces, which we combine with crystal obscure glass backgrounds and borders using a variety of glass textures. This combination affords maximum beauty and privacy. Each individual piece of beveled glass in these cluster panels is hand-cut and beveled to maximize the brilliance and sparkle of each beautiful glass design. Six different design series are available in our VitriLites®. These 3-layer thick Insulated Glass panels are 1 inch thick

GBG Grilles Between the Glass

The wrought-iron inspired VinciLites® series of decorative “grille-between-the-glass” or GBG doors are unique in their appearance, and feature simulated hand-tooling marks and new and unique designs. Available in all door sizes, these six design series feature a decorative grille finished in antique black, mounted between two pieces of tempered safety glass. Each decorative GBG design has three glass texture options available with varying obscurity levels – all of which allow daylight to enter. All VinciLites® designs have been created and are unique to GlassCraft, who has multiple patents pending on this product and process. These IG panels are 1 inch thick.

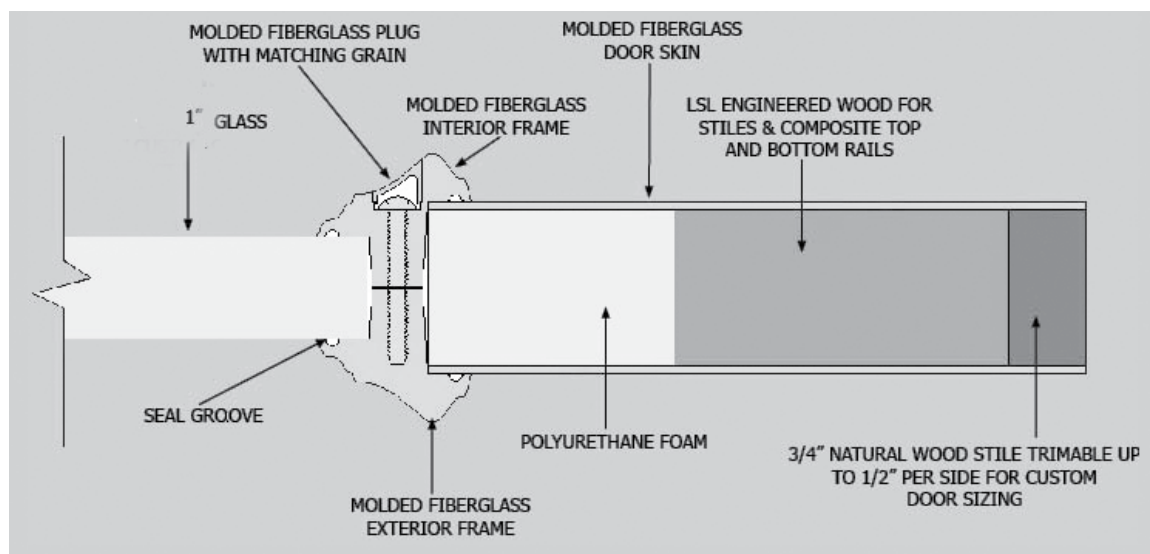
Pre-hung Options with 100% Composite Construction & Impact Options

GlassCraft Premium fiberglass doors can be ordered as a pre-hung door unit. Pictures and part numbers for pre-hung doors are listed under each door selection in the catalog. Pricing for every configuration is listed in our price book and on our on-line pricer. All pre-hung fiberglass door units are constructed using 100% composite materials – no wood parts are used. See catalog page 3 for more details. And refer to our Wood and Composite Components Product Guide for more information and product detail on these composite parts.

Pre-hung units may be ordered unfinished or factory finished. See pages 5 - 9 of the color catalog for photos of available GlassCraft factory finish options. Impact units come fully assembled and with a coastal hardware package including installation screws, Sapphire satin nickel handle set and stainless steel multipoint lock set and hinges. Protective coastal film applied to handle sets and iron grilles. Please note that the Hardware and Wrought Iron Grilles finish are NOT covered by warranty. Package price does not include a dummy handle set on double doors, see pages 17 - 19 for complete hardware options.

GlassCraft Patented Fiberglass Door Technology

GlassCraft's unique fiberglass door product line is a result of years of research and product development. Many of our unique product features are protected by patents. Other features and process have patents pending. Many other product advances are still in development by our Product Development laboratory.



Fiberglass Door Finishing & Maintenance Information

Fiberglass Door Prefinishing Services

You may order any fiberglass door product factory prefinished, including our complete pre-hung fiberglass/composite entryways. Prices are listed in the price lists for the Premium Fiberglass Entry Doors catalog. Ordering your door and millwork prefinished may add to the delivery time required.

Urethane Finishing Process—Our environmentally-friendly finishing system utilizes stain-and-seal urethanes. This procedure uses a proprietary patent-pending finishing system designed to offer a "real-wood" look to our fiberglass doors.

Our Estate Collection™ Factory Finish options have been designed to maximize the beauty and richness of real Mahogany, Cherry, and Knotty Alder woodgrains and processed with long-lasting multi-layered and multi-colored UV Finish. This 10-step finish process combines multiple coats of stains and clear UV topcoats with ultraviolet inhibitors to preserve the beautiful appearance of your door.

Our Artisan Collection™ Factory Finish options provide a combination of special antique patina, natural knot patterns and bur marks, rustic characteristics, indentations, pits, scores and worm holes. These artisan finishes, wood grains and textures help reproduce six unique and beautiful wood grains including Pacific Knotty Alder, American Black Walnut, Antique Cherry, Reclaimed Mahogany, and Craftsman Mahogany. Please note: The photos on the catalog pages offer an indication of the final appearance, but due to variations in the texture, grain and color of the fiberglass finish, the actual appearance will vary. These six wood grains are only available from GlassCraft and use patented technology, the latest state-of-the-art equipment, materials and skilled artisans to produce the finest, most realistic, and most authentic wood grain fiberglass doors that do "look so good, you'll think they're wood."

Enhanced with long-lasting, multi-layered and multi-colored UV Finish, this 12-step finish process combines multiple coats of stains and clear UV topcoats with ultraviolet inhibitors to preserve the beautiful appearance of your door. Finally, a natural and authentic wood grain and color finish on a fiberglass door that has been designed to last.

Available Stain Colors—We have 29 different finishes available. Please refer to our color catalog for more information.

Available Finish Samples—We have a Finish sample ring available. Please inquire for more information.



FiberCraft Color Sample Ring

Factory Prefinished Fiberglass Door Care & Maintenance Guide

Your factory finished GlassCraft Premium Fiberglass Door has been manufactured to last for years. And like any piece of your home's exterior it needs proper care and periodic maintenance to keep it in top condition.

Cleaning—To clean your door please use mild soap in warm water and a non-abrasive, clean rag. You will need to let the door air dry. Clean as or when needed to remove buildup of dirt, wax, grease and mineral deposits. DO NOT use any type of abrasive cleaners or cleaning pads or rags. Do NOT use any type of wax, furniture polish and/or mineral spirits/acetates.

Resurfacing Factory Fiberglass Finish—The GlassCraft factory fiberglass finish has been designed to perform for many years without the need to be refinished*, should you wish to resurface the clear topcoat you may do so using one of the follow two products. Please read and understand all of the manufacturer's recommendations and instructions before beginning to resurface the GlassCraft Premium Fiberglass Door. These two nationally recognized retail products are available in independent paint stores and/or big box stores.

Deft Waterbase Exterior Polyurethane

<http://www.deftfinishes.com/trade/products/water-based-polyurethane>

or

Old Masters Waterbase Exterior Polyurethane

<http://www.myoldmasters.com/products-extclear-spar-urethane.htm>

GlassCraft touch-up pens are available to repair the factory finish color for small scratches on the finished fiberglass door. Please follow the manufacturer's recommendations and instructions when using these touch-up pens. Pens may require more than one application to reach the desired color.

*Application, proper regular care and maintenance and proper use is required.

Fiberglass Door Finishing & Maintenance Information

Continued from previous page

Field Finishing of Fiberglass doors

All edge surfaces and front and back surfaces must be finished correctly in order to maintain our warranty on the door. Be sure to confirm that the top, bottom and side edges of the door are finished correctly after the door is trimmed for installation.

Upon Receipt of Door

Inspect your door thoroughly. Immediately check for “squareness” or warp. **DO NOT** cut, fit, or hang any door with any noticeable damage or defects. If any type of problem is found, notify the company from which you purchased the door for further instructions. If you purchased the door directly from GlassCraft, please call our Customer Service department.

Storage and Handling

- 1) Before installing, allow 24–48 hours for the door to adapt to the general humidity and temperature conditions of your area.
- 2) Doors should always be stored flat, in a clean, dry, well-ventilated room. Protect from dirt, water and abuse. If stored for long periods, doors should be sealed with a high quality sealer or primer.
- 3) If the doors are to be stored on the job site, the 2 wood edges must be sealed with a wood sealer in order to prevent moisture absorption.
- 6) Doors should always be handled with clean hands or while wearing clean gloves, to prevent dirt and oils from penetrating the wood grains.
- 7) Doors should be lifted and carried, not dragged in order to prevent damage to the wood surface.

Exterior Finishing

Caution: GlassCraft Door Company does not evaluate all of the available paints, stains or application requirements. Contact your paint dealer for systems best suited for your geographic region. Select only top quality finishes, and follow all of the finish manufacturer's complete instructions.

Recommended staining and finishing steps:

- Remove handling marks and final sanding
- Raw wood treated with penetrating wiping stain
- Repeat penetrating wiping stain if required for desired color
- Light sanding if desired
- First coat of sanding sealer or top coat
- Fine sand by hand
- Second coat of top coat
- Fine sand by hand
- Third coat of top coat

Paint Finish:

- 1) To paint finish your door, use a solvent based primer coat and a compatible solvent based finish coat.
- 2) Sand all surfaces between all coats of primer and finish.
- 3) A minimum of three top coats on all 6 edges is recommended for proper protection.

Installation Suggestions

- 1) The utility or structural strength of the door must not be impaired in fitting to the opening, in applying hardware or other detailing.
- 2) Use a minimum of one hinge for each 30” of door height on all exterior doors. When using three or more hinges, they are to be equally spaced. Standard height (6’ 8”) doors require three (3) hinges. Extra height (8’ 0”) doors require four (4) hinges. Quality ball-bearing hinges are recommended for superior service in these hardwood door applications.
- 3) Clearances between door edges and door frame should be a minimum of $\frac{1}{16}$ ” on the hinge edge, and $\frac{1}{8}$ ” on the latch edge and top rail.
- 4) All hardware locations, preparations for hardware, and methods of hardware attachment must be appropriate for the specific door construction.
- 5) Damage caused by failure to comply with this Fiberglass Finishing Information section, failure to perform normal homeowner maintenance, or by attempts other than by GlassCraft to repair the door will void the GlassCraft warranty.

Continued on next page

Fiberglass Door Finishing & Maintenance Information

Continued from previous page

Maintenance and Troubleshooting

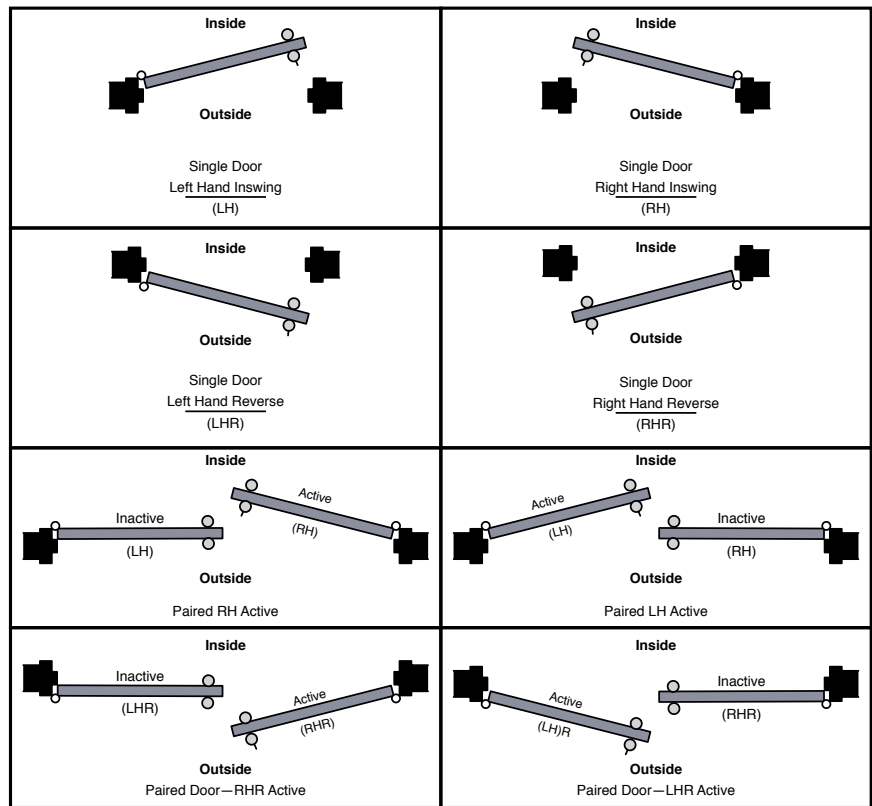
If you maintain your door properly, it will give you years of enjoyment. The most important single method to ensure the door's longevity is to apply a high quality stain and finish. We recommend that only top quality finishes specifically produced for exterior applications be selected.

Quality of the Finish: Stain-and-clear finishes perform better if protected from direct sunlight, moisture and other weathering conditions. Refinishing will be required less frequently if a proper finish is initially added to the door. Some finishes on exterior doors deteriorate relatively quickly with exposure to the environment. In order for your exterior door to continue receiving the protection required, inspect the condition of the exterior finish at least twice a year and refinish as often as needed to maintain the protective integrity of the finish.

Binding or Sticking of the Door: Ensure that the door(s) continues to swing freely, does not bind in the frame, and that all hardware remains completely functional. If the door begins to stick or bind in the door frame, sand the edge of the door (use an electric sander or a hand plane) to trim the door so that it does not bind or stick. Be sure to refinish the newly sanded exposed area.

Cleaning the Door: Cleaning of the door is best performed by simply dusting the interior and exterior of the door using a soft, clean cloth. If required, a very mild soap and water solution may be needed to remove dirt from the door. Do not use any abrasive detergent or solvent based product, as these products will harm the quality of the finish. DO NOT use a waterblaster to clean your door.

Standard Door Handing Chart



Indicates Entry or Keyed Side of Door (Active Door of Pair) →

Fiberglass Door Touch Up & Repair Kits

To repair small scratches and chips to your Estate or Artisan door finish, you may use GlassCraft's Fiberglass Touch Up & Repair Kits. The kits are shipped in a box containing small bottles of pre-mixed top coat and stain colors. The Artisan Touch-Up Kit contains 4 colors: Cranberry, Mocha, Sycamore and Black. Estate Touch-Up Kit contains 3 colors: Cranberry, Mocha, and Sycamore. Both kits are shipped with an instruction guide and a ScotchBrite® sanding pad.

Email customerservice@glasscraft.com to order these kits:

ARTISAN Touch-Up & Repair Kit # TUKA
ESTATE Touch-Up & Repair Kit # TUKE



Fiberglass Door Refinishing Kits

The Fiberglass door refinishing kits can be used to refresh a factory finished GlassCraft fiberglass door. The kits are shipped with qt. size jugs of colored top coat, enough to finish one complete 3'0" x 8'0" door.

Email orderentry@glasscraft.com to order these kits:

ARTISAN Refinishing Kit # RKABLK
ESTATE Refinishing Kit # RKEM

Each Artisan and Estate Refinishing Kits are packaged and shipped with 1 qt. size jug refinishing formula, and instruction guide.



Artisan Refinishing

Estate Refinishing

**Residential Unfinished FiberCraft Pro
Entryways or Fiberglass Door Slabs
with or without Decorative Glass and/or Wrought Iron
5 Year Warranty**



Our Warranty to you...

GlassCraft Unfinished FiberCraft Pro Fiberglass Door slabs and entryways are designed to create lasting value and beauty for your home, and this warranty is effective for all unfinished fiberglass door slabs and systems sold by GlassCraft on or after March 1, 2018 for use in a residence installed in the United States. Any previous warranties will continue to apply to door products manufactured by us prior to this date. For additional information, including care and maintenance, installation and finishing instructions, or to report a warranty claim, see your dealer or refer to www.glasscraft.com. This warranty does not cover door hardware such as thresholds, hinges and lock sets, which are covered by a separate warranty.

We warrant that, subject to the conditions and exclusions stated below, each unfinished fiberglass door or its glass panel or wrought iron grill will be free from defects in material and workmanship which would render the product unfit for normal and recommended use and service when correctly finished and installed and maintained into a home in the continental USA. GlassCraft Door Company ("GlassCraft") warrants this product only to the first purchaser of the product for purposes other than resale, or to the original purchaser of the residence into which such door is installed. This warranty covers defects which become evident during the period outlined below, provided that the owner gives written or electronic notice of the defects to GlassCraft Door Company, 2002 Brittmoore, Houston, Texas 77043, within the applicable time period. This warranty constitutes the sole and exclusive warranty offered by GlassCraft Door Company: it is not transferable, and no dealer, distributor, or representative of GlassCraft has the authority to modify or expand this warranty.

Fiberglass Pro doors without factory finish

GlassCraft Door Company offers a 5-Year warranty for FiberCraft Pro unfinished fiberglass doors and/or entryways from the date of first purchase from GlassCraft of the product; this warranty assuring that product, for this period, is of good material and workmanship and free from defects that would render the product unserviceable or unfit for the ordinary, recommended use. The following shall not be considered defects in material or workmanship, and are not covered by this warranty:

1. Damage caused by improper finishing of the door or entryway. Fiberglass doors must be finished within 6 months of installation date. However, wood door edges must be finished or primed within the lesser of 2 weeks from installation or prior to exposure to weather. All doors must have all 6 sides finished.
2. Warp of up to 1/4" in any plane of the door for any 6'8" tall door up to 36" wide. Warp of up to 3/8" in any plane of the door for doors taller than 6'8" and up to 8 foot tall and up to 42" wide. A bow or nonalignment in the frame or jamb in which the door is hung is not covered.
3. Normal wear of the door, and the physical appearance of the door are not covered. General wear and tear, including wear of weather stripping, door bottom sweep, lock sets, or thresholds.
4. Glass breakage or glass damage for any reason. The physical appearance of a glass panel is not covered by this warranty.
5. Rusting or metal deterioration or appearance of wrought iron, or screws that are attached to wrought iron.
6. Damage caused beyond the control of GlassCraft, including but not limited to damage caused by misuse, negligence, abuse, accident, or mishandling, or by fire, flood, earthquake, hurricane, storm, tornado, or other acts of nature. In addition, water penetration due to pressurized water application from a water hose or sprinkler systems is not covered. Leakage in any door around a "speakeasy" door opening is not covered. Or damage resulting from the installation of a storm door with the GlassCraft fiberglass door.
7. Damage resulting from reducing the height of the door by removing more than 1/2" from the bottom rail and/or 1/2" from the top rail of the door or reducing the width of the door by removing more than 1/2" from either side edge.
8. The locking or mechanical mechanism.
9. Damage caused by improper installation, or storage, or handling of the door. Damage caused by building settlement of walls or foundations, or inadequate overhangs.

10. Product reinstalled after removal from its originally installed location.
11. Damage caused by harsh environmental conditions including for example, substantial exposure to sun, or salt spray, or airborne pollutants, or other unnatural conditions such as exposure to harsh chemicals or solvents such as acidic washers, stucco leach, or abrasive cleansers. Or damage caused by vandalism or domestic or non-domestic animals.
12. Any labor or removing, installing, or replacing product or other materials.
13. Any products not installed or sold in the USA.
14. The finish of the door is not covered by this warranty, including a factory applied finish.
(GlassCraft factory applied finish is covered by a separate warranty).

Glass Panels & Wrought Iron Grilles

GlassCraft Door Company does not warrant any product against glass breakage or glass damage for any reason. The following Glass Panel warranty shall be void if the unit has not been stored, installed, and maintained in a good and workmanlike manner, or if the damage is resulting from exposure due to installation in an unprotected opening, such as an installation without sufficient roof overhang protection, which causes the door and glass panel to be exposed to an unusual amount of direct sunlight and/or precipitation.

“IG” Insulated Glass Panels Your Insulated Glass panel, for a period of 5 years from the date of purchase, is warranted against any material obstruction of vision through the Unit due to the accumulation of dust, moisture, or film on the internal surface of the glass caused by failure of the Unit’s edge seal due to defects in material or workmanship, under normal conditions. This warranty shall be void 1) if the unit has not been stored and installed in a good and workmanlike manner, 2) if the Unit is installed in high moisture environments (such as green houses or swimming pool enclosures), or 3) if film, shades, blinds, a storm door, or any foreign materials are used on or near the surface of the Unit

Wrought Iron Grilles GlassCraft Door Company does not warrant any wrought iron product against rusting or metal deterioration, or the appearance of the decorative wrought iron grilles.

Claims Procedure and Limit on Remedies

All warranty claims must be presented as outlined above, within the warranty period. We will not honor warranty claims made prior to payment in full for the warranted product. Upon validation by GlassCraft of any warranty claim, we will (at our option):

- 1) provide a replacement at no cost to the customer, and return it to the customer, FOB GlassCraft in Houston, Tx., or
- 2) refund the purchase price paid for the product by the original purchaser of the product from GlassCraft Door Company, or
- 3) offer a replacement at a cost of 25% of the current list price of the product, and return it to the customer, FOB GlassCraft in Houston, Texas, or
- 4) repair the product

We reserve the right to inspect any product that is alleged to be defective. GlassCraft may require that the purchaser return the product to GlassCraft in Houston for inspection. Or we may choose send a company or field representative to inspect the product in the field, in which case we must be given at least a thirty-day opportunity to do so. All freight costs to and from GlassCraft for a warranty claim are the responsibility of the purchaser. Repaired or replaced products are warranted only on the same terms and for the remainder of the Warranty Period.

THIS CONSTITUTES THE PURCHASER’S SOLE AND EXCLUSIVE REMEDY UNDER ANY CLAIM OR THEORY OF LIABILITY. THERE ARE NO WARRANTIES THAT EXTEND BEYOND THE DESCRIPTION ON THE FACE HEREOF. ALL IMPLIED WARRANTIES, INCLUDING MERCHANTABILITY, ARE EXCLUDED. GLASSCRAFT SHALL NOT BE LIABLE FOR CONSEQUENTIAL, INDIRECT, OR INCIDENTAL DAMAGES OF ANY NATURE INCLUDING, WITHOUT LIMITATION, LABOR COST OF ANY KIND ARISING FROM OR IN CONNECTION WITH AN ALLEGED BREACH OF ANY WARRANTY OR NEGLIGENCE ON THE PART OF GLASSCRAFT DOOR COMPANY. IN NO EVENT SHALL GLASSCRAFT PAY FOR THE COST OF LABOR, INSTALLATION, REMOVAL, DISPOSAL, OR FINISHING OF A REPLACEMENT OR ORIGINAL DOOR OR GLASS PANEL OR FOR ANY OTHER COST RELATING THE REPLACEMENT OF A DOOR OR GLASS PANEL, ALL OF WHICH SHALL BE THE SOLE RESPONSIBILITY OF THE PERSON MAKING THE WARRANTY CLAIM.

This warranty is effective for products sold after March 1, 2018.

**Residential Unfinished FiberCraft Premium
Entryways or Fiberglass Door Slabs
with or without Decorative Glass and/or Wrought Iron
5 Year Glass, Limited Lifetime Door Warranty**



Our Warranty to you...

GlassCraft Unfinished FiberCraft Premium Fiberglass Door slabs and entryways are designed to create lasting value and beauty for your home, and this warranty is effective for all unfinished fiberglass door slabs and systems sold by GlassCraft on or after March 1, 2018 for use in a residence installed in the United States. Any previous warranties will continue to apply to door products manufactured by us prior to this date. For additional information, including care and maintenance, installation and finishing instructions, or to report a warranty claim, see your dealer or refer to www.glasscraft.com. This warranty does not cover door hardware such as thresholds, hinges and lock sets, which are covered by a separate warranty.

We warrant that, subject to the conditions and exclusions stated below, each unfinished fiberglass door or its glass panel or wrought iron grill will be free from defects in material and workmanship which would render the product unfit for normal and recommended use and service when correctly finished and installed and maintained into a home in the continental USA. GlassCraft Door Company ("GlassCraft") warrants this product only to the first purchaser of the product for purposes other than resale, or to the original purchaser of the residence into which such door is installed. This warranty covers defects which become evident during the period outlined below, provided that the owner gives written or electronic notice of the defects to GlassCraft Door Company, 2002 Brittmoore, Houston, Texas 77043, within the applicable time period. This warranty constitutes the sole and exclusive warranty offered by GlassCraft Door Company: it is not transferable, and no dealer, distributor, or representative of GlassCraft has the authority to modify or expand this warranty.

Fiberglass Premium doors without factory finish

GlassCraft DoorCompany offers a limited lifetime warranty for FiberCraft Premium unfinished fiberglass doors and/or entryways from the date of first purchase from GlassCraft of the product; this warranty assuring that product, for this period, is of good material and workmanship and free from defects that would render the product unserviceable or unfit for the ordinary, recommended use. The following shall not be considered defects in material or workmanship, and are not covered by this warranty:

1. Damage caused by improper finishing of the door or entryway. Fiberglass doors must be finished within 6 months of installation date. However, wood door edges must be finished or primed within the lesser of 2 weeks from installation or prior to exposure to weather. All doors must have all 6 sides finished.
2. Warp of up to 1/4" in any plane of the door for any 6'8" tall door up to 36" wide. Warp of up to 3/8" in any plane of the door for doors taller than 6'8" and up to 8 foot tall and up to 42" wide. A bow or nonalignment in the frame or jamb in which the door is hung is not covered.
3. Normal wear of the door, and the physical appearance of the door are not covered. General wear and tear, including wear of weather stripping, door bottom sweep, lock sets, or thresholds.
4. Glass breakage or glass damage for any reason. The physical appearance of a glass panel is not covered by this warranty.
5. Rusting or metal deterioration or appearance of wrought iron, or screws that are attached to wrought iron.
6. Damage caused beyond the control of GlassCraft, including but not limited to damage caused by misuse, negligence, abuse, accident, or mishandling, or by fire, flood, earthquake, hurricane, storm, tornado, or other acts of nature. In addition, water penetration due to pressurized water application from a water hose or sprinkler systems is not covered. Leakage in any door around a "speakeasy" door opening is not covered. Or damage resulting from the installation of a storm door with the GlassCraft fiberglass door.
7. Damage resulting from reducing the height of the door by removing more than 1/2" from the bottom rail and/or 1/2" from the top rail of the door or reducing the width of the door by removing more than 1/2" from either side edge.
8. The locking or mechanical mechanism.
9. Damage caused by improper installation, or storage, or handling of the door. Damage caused by building settlement of walls or foundations, or inadequate overhangs.

10. Product reinstalled after removal from its originally installed location.
11. Damage caused by harsh environmental conditions including for example, substantial exposure to sun, or salt spray, or airborne pollutants, or other unnatural conditions such as exposure to harsh chemicals or solvents such as acidic washers, stucco leach, or abrasive cleansers. Or damage caused by vandalism or domestic or non-domestic animals.
12. Any labor or removing, installing, or replacing product or other materials.
13. Any products not installed or sold in the USA.
14. The finish of the door is not covered by this warranty, including a factory applied finish.
(GlassCraft factory applied finish is covered by a separate warranty).

Glass Panels & Wrought Iron Grilles

GlassCraft Door Company does not warrant any product against glass breakage or glass damage for any reason. The following Glass Panel warranty shall be void if the unit has not been stored, installed, and maintained in a good and workmanlike manner, or if the damage is resulting from exposure due to installation in an unprotected opening, such as an installation without sufficient roof overhang protection, which causes the door and glass panel to be exposed to an unusual amount of direct sunlight and/or precipitation.

“IG” Insulated Glass Panels Your Insulated Glass panel, for a period of 5 years from the date of purchase, is warranted against any material obstruction of vision through the Unit due to the accumulation of dust, moisture, or film on the internal surface of the glass caused by failure of the Unit’s edge seal due to defects in material or workmanship, under normal conditions. This warranty shall be void 1) if the unit has not been stored and installed in a good and workmanlike manner, 2) if the Unit is installed in high moisture environments (such as green houses or swimming pool enclosures), or 3) if film, shades, blinds, a storm door, or any foreign materials are used on or near the surface of the Unit

Wrought Iron Grilles GlassCraft Door Company does not warrant any wrought iron product against rusting or metal deterioration, or the appearance of the decorative wrought iron grilles.

Claims Procedure and Limit on Remedies

All warranty claims must be presented as outlined above, within the warranty period. We will not honor warranty claims made prior to payment in full for the warranted product. Upon validation by GlassCraft of any warranty claim, we will (at our option):

- 1) provide a replacement at no cost to the customer, and return it to the customer, FOB GlassCraft in Houston, Tx., or
- 2) refund the purchase price paid for the product by the original purchaser of the product from GlassCraft Door Company, or
- 3) offer a replacement at a cost of 25% of the current list price of the product, and return it to the customer, FOB GlassCraft in Houston, Texas, or
- 4) repair the product

We reserve the right to inspect any product that is alleged to be defective. GlassCraft may require that the purchaser return the product to GlassCraft in Houston for inspection. Or we may choose send a company or field representative to inspect the product in the field, in which case we must be given at least a thirty-day opportunity to do so. All freight costs to and from GlassCraft for a warranty claim are the responsibility of the purchaser. Repaired or replaced products are warranted only on the same terms and for the remainder of the Warranty Period.

THIS CONSTITUTES THE PURCHASER’S SOLE AND EXCLUSIVE REMEDY UNDER ANY CLAIM OR THEORY OF LIABILITY. THERE ARE NO WARRANTIES THAT EXTEND BEYOND THE DESCRIPTION ON THE FACE HEREOF. ALL IMPLIED WARRANTIES, INCLUDING MERCHANTABILITY, ARE EXCLUDED. GLASSCRAFT SHALL NOT BE LIABLE FOR CONSEQUENTIAL, INDIRECT, OR INCIDENTAL DAMAGES OF ANY NATURE INCLUDING, WITHOUT LIMITATION, LABOR COST OF ANY KIND ARISING FROM OR IN CONNECTION WITH AN ALLEGED BREACH OF ANY WARRANTY OR NEGLIGENCE ON THE PART OF GLASSCRAFT DOOR COMPANY. IN NO EVENT SHALL GLASSCRAFT PAY FOR THE COST OF LABOR, INSTALLATION, REMOVAL, DISPOSAL, OR FINISHING OF A REPLACEMENT OR ORIGINAL DOOR OR GLASS PANEL OR FOR ANY OTHER COST RELATING THE REPLACEMENT OF A DOOR OR GLASS PANEL, ALL OF WHICH SHALL BE THE SOLE RESPONSIBILITY OF THE PERSON MAKING THE WARRANTY CLAIM.

This warranty is effective for products sold after March 1, 2018.

Factory Finish on GlassCraft Premium Fiberglass Doors

Our Warranty to you...

GlassCraft's Factory Applied Finish on fiberglass doors or sidelights (the "product") is designed to create lasting value and beauty for your home. This warranty is effective for the factory finish applied by GlassCraft onto GlassCraft door slabs and systems sold by GlassCraft on or after January 1, 2014 for use in the United States. For additional information, including care and maintenance, installation and finishing instructions, or to report a warranty claim, see your dealer or refer to www.glasscraft.com.



We warrant that, subject to the conditions and exclusions stated below, the factory-applied finish on GlassCraft's Premium Fiberglass Doors and sidelights will be free from defects in material and workmanship which would render the product unfit for normal and recommended use and service when installed in the continental USA. GlassCraft Door Company ("GlassCraft") warrants this product only to the first purchaser of the product for purposes other than resale, or to the original purchaser of the residence into which such door is installed. This warranty covers defects which become evident during the period outlined below, provided that the owner gives written or electronic notice of the defects to GlassCraft Door Company, 2002 Brittmoore, Houston, Texas 77043, within the applicable time period. This warranty constitutes the sole and exclusive warranty offered by GlassCraft Door Company: it is not transferable; and no dealer, distributor, or representative of GlassCraft has the authority to modify or expand this warranty.

Factory Finish applied to fiberglass doors and sidelights

GlassCraft Door Company offers a limited warranty for five (5) years for the factory-applied finish applied to GlassCraft's Premium Fiberglass Doors and sidelights from the date of first purchase from GlassCraft of the product; this warranty assuring that each product, for this period, is of good material and workmanship and free from defects that would render the product unserviceable or unfit for ordinary, recommended use. The following shall not be considered defects in material or workmanship, and are not covered by this warranty:

1. Prefinished doors and sidelights that include door inserts not installed by GlassCraft.
2. Alteration of the product in any manner, including but not limited to alteration of the size of the door or sidelight, or application of any additional finishing material or top coat over the factory applied GlassCraft finish.
3. Improper handling or storage of the product.
4. Scratches or other surface problems caused by transportation of the product, or caused during installation of the door or sidelight, or during construction of the building, or occurring during normal use of the door or sidelight with product applied.
5. Fading of the color of the product on the door or sidelight.
6. Glass breakage or glass damage for any reason. The physical appearance of a glass panel is not covered by this warranty.
7. Rusting or metal deterioration or appearance of wrought iron, or screws that are attached to wrought iron.
8. Damage caused beyond the control of GlassCraft, including but not limited to damage caused by misuse, abuse, accident or mishandling, or by fire, flood, earthquake, hurricane, storm, tornado, or other acts of nature. In addition, damage due to pressurized water application from a water hose or sprinkler system is not covered.
9. Product damage resulting from the installation of a storm door with the fiberglass door.

Claims Procedure and Limit on Remedies

All warranty claims must be presented as outlined above, within the warranty period. We will not honor warranty claims made prior to payment in full for the warranted product. Upon validation by GlassCraft of any warranty claim, we will (at our option):

- 1) Refund the purchase price paid for the factory finish product only by the original purchaser of the product from GlassCraft, or \$75 per door or sidelight slab, whichever is less, or
- 2) Supply a refinish touch-up kit or touch-up pen for use by the claimant (color matching not guaranteed)

We reserve the right to inspect any product that is alleged to be defective. GlassCraft may require that the purchaser return the product to GlassCraft in Houston, Texas for inspection. Or we may choose to send a company or field representative to inspect the product in the field, in which case we must be given at least a thirty-day opportunity to do so. All freight costs to and from GlassCraft for a warranty claim are the responsibility of the purchaser.

THIS CONSTITUTES THE PURCHASER'S SOLE AND EXCLUSIVE REMEDY UNDER ANY CLAIM OR THEORY OF LIABILITY. THERE ARE NO WARRANTIES THAT EXTEND BEYOND THE DESCRIPTION ON THE FACE HEREOF. ALL IMPLIED WARRANTIES, INCLUDING MERCHANTABILITY, ARE EXCLUDED. GLASSCRAFT SHALL NOT BE LIABLE FOR CONSEQUENTIAL, INDIRECT, OR INCIDENTAL DAMAGES OF ANY NATURE INCLUDING, WITHOUT LIMITATION, LABOR COST OF ANY KIND ARISING FROM OR IN CONNECTION WITH AN ALLEGED BREACH OF ANY WARRANTY OR NEGLIGENCE ON THE PART OF GLASSCRAFT DOOR COMPANY. IN NO EVENT SHALL GLASSCRAFT PAY FOR THE COST OF LABOR, INSTALLATION, REMOVAL, DISPOSAL, OR FINISHING OF A REPLACEMENT OR ORIGINAL DOOR OR GLASS PANEL OR FOR ANY OTHER COST RELATING THE REPLACEMENT OF A DOOR OR GLASS PANEL, ALL OF WHICH SHALL BE THE SOLE RESPONSIBILITY OF THE PERSON MAKING THE WARRANTY CLAIM.

This warranty is effective for the factory applied finish product sold after January 1, 2014.